

2019

SIDING COLLECTION

Polymer & Vinyl Siding, Stone Veneer, Trim, Accessories and Railing Products

Product Catalog

Polymer & Vinyl
Siding Products

Vinyl Carpentry®
Soffit & Vertical Siding

UnderShield®
Water Diversion System

Vinyl Carpentry® Accessories

STONEfaçade™ Architectural
Stone Cladding System

Restoration Millwork®
Cellular PVC Trim

CertaWrap™
Weather Resistant Barrier

EverNew® Vinyl and
Composite Railing

Posts and Columns

EverNew® Vinyl Decking

CertainTeed
SAINT-GOBAIN

Table of Contents

Color Matrix.....	2
Accessory Matrix	4
Shake & Shingle Siding	
Cedar Impressions® Polymer Shake & Shingle Siding	5
Cedar Impressions® Accessories	7
Northwoods® Vinyl Shake & Shingle Siding	10
Insulated Siding	
CedarBoards™ Insulated Siding	11
CedarBoards™ XL Insulated Siding	12
CedarBoards™ Accessories	13
Vinyl Siding	
Monogram®	15
Monogram® XL	16
Restoration Classic™	17
Board & Batten	18
Carolina Beaded™	19
MainStreet™	20
Wolverine American Legend™	22
Encore™	23
Vinyl Carpentry® Soffit & Vertical Siding	
Triple 3-1/3" Soffit	24
Perimeter™ Triple 3-1/3" Soffit	24
Chamfer Board™ Vertical Siding and Porch Panel	25
Ironmax™ Soffit	25
Beaded Soffit	26
Universal Soffit	27
Value Soffit	28
UnderShield® Water Diversion System	29
Vinyl Carpentry® Accessories	
Corner Systems	30
Window & Door Trim	36
Wall Transitions	38
Soffit Transitions	39
J-Channel	40
Functional Trim	41
Starter Strips	43
Soffit Trim	44
House Wrap	
CertaWrap™ Weather Resistant Barrier & Housewrap	46
CertaWrap™ Tape	47
Tools	
Shingle Repair Kit.....	48
Hand Tools	48
STONEfaçade™ Architectural Stone Cladding System	49
Restoration Millwork® Cellular PVC Trim	51
EverNew® Vinyl and Composite Railing	64
Posts and Columns	80
EverNew® Vinyl Decking	81

Color & NGBS RC GREEN Approved Product Matrix

SIDING PRODUCTS

GREEN APPROVED*	AUTUMN RED	AUTUMN YELLOW	BUCKSKIN	▲ CEDAR BLEND	CEDAR BLEND - LIGHT	CEDAR BLEND - MEDIUM	CEDAR BLEND - DARK	CHARCOAL GRAY	COLONIAL WHITE	CYPRESS	DESERT TAN	▲ DRIFTWOOD BLEND	DRIFTWOOD BLEND - LIGHT	DRIFTWOOD BLEND - MEDIUM	DRIFTWOOD BLEND - DARK	FLAGSTONE	FOREST	GRANITE GRAY	HEARTHSTONE	HERITAGE CREAM	HERRINGBONE	LIGHT MAPLE	MOUNTAIN CEDAR	▲ NATURAL BLEND	NATURAL BLEND - LIGHT	NATURAL BLEND - MEDIUM	NATURAL BLEND - DARK	NATURAL CLAY	PACIFIC BLUE	▲ RUSTIC BLEND	RUSTIC BLEND - LIGHT	RUSTIC BLEND - MEDIUM	RUSTIC BLEND - DARK	SABLE BROWN	SAVANNAH WICKER	SEAGRASS	SPRUCE	STERLING GRAY	TERRA COTTA
23	10	41	79	70	71	72	46	01	42	07	80	94	95	96	97	47	34	19	11	04	55	17	78	86	87	88	60	27	82	73	74	75	29	59	30	16	33	18	

CEDAR IMPRESSIONS® SHINGLES

SAWMILL SHINGLES

INDIVIDUAL 5" SAWMILL	●				●	●		★				●	●	●											●	●	★			●	●	●		★	★		★	
T5" STRAIGHT EDGE SAWMILL	●	●	●	●			●	●	●	●					●	●	●	●	●	●	●	●	●				●	●					●	●	●	●	●	●

PERFECTION SHINGLES

S7" VARIEGATED PERFECTION	●			●								●												●														
D7" STRAIGHT EDGE PERFECTION	●	●	●	●				●	●	●	●				●	●	●	●	●	●	●	●	●				●	●										●
D7" STAGGERED PERFECTION	●	●	●	●				●	●	●	●				●	●	●	●	●	●	●	●	●				●	●										●
D6-1/4" HALF-ROUND PERFECTION	●	●						●	●	●					●	●	●		●								●	●										●

CEDAR IMPRESSIONS® SHAKES

ROUGH SPLIT SHAKES

D7" STRAIGHT EDGE ROUGH-SPLIT	●	●		●				●	●	●					●	●	●	●					●				●	●									●	●
D9" STAGGERED ROUGH-SPLIT	●	●		●				●	●	●					●	●	●		●								●	●										●

*Download approval specification at www.greenapprovedproducts.com ▶ CONSISTENT VARIEGATED COLOR THROUGHOUT THE PANEL

VINYL CARPENTRY® SOFFIT & VERTICAL SIDING

GREEN APPROVED*	ARBOR BLEND	ARCTIC BLEND	AUTUMN RED	AUTUMN YELLOW	BERMUDA BLUE	BROWNSTONE	BUCKSKIN	CANYON BLEND	CASTLE STONE	CHARCOAL GRAY	COLONIAL WHITE	CYPRESS	DESERT TAN	ESPRESSO	FLAGSTONE	FOREST	FRONTIER BLEND	GLACIER BLEND	GRANITE GRAY	HEARTHSTONE	HERITAGE CREAM	HERRINGBONE	LIGHT MAPLE	MEADOW BLEND	MELROSE	MIDNIGHT BLUE	MOUNTAIN CEDAR	MUSKET BROWN	NATURAL CLAY	OXFORD BLUE	PACIFIC BLUE	SABLE BROWN	SANDSTONE BEIGE	SAVANNAH WICKER	SEAGRASS	SILVER ASH	SLATE	SNOW	SPRUCE	STERLING GRAY	SUEDE	TERRA COTTA	TIMBER BLEND	WEATHERED BLEND
57	50	23	10	26	40	41	69	37	46	01	42	07	43	97	47	51	67	34	19	11	04	55	68	39	45	17	49	60	32	27	29	15	59	30	38	44	31	16	33	14	18	52	53	

BEADED SOFFIT/VERTICAL

T2" SOLID, T2" VENTED	●				★					●	●																	●																	
-----------------------	---	--	--	--	---	--	--	--	--	---	---	--	--	--	--	--	--	--	--	--	--	--	--	--	--	--	--	---	--	--	--	--	--	--	--	--	--	--	--	--	--	--	--	--	--

TRIPLE 3-1/3" SOFFIT/VERTICAL

T3-1/3" SOLID AND INVISIVENT®	●									●	●																																			
-------------------------------	---	--	--	--	--	--	--	--	--	---	---	--	--	--	--	--	--	--	--	--	--	--	--	--	--	--	--	--	--	--	--	--	--	--	--	--	--	--	--	--	--	--	--	--	--	--

PERIMETER TRIPLE 3-1/3" SOFFIT/VERTICAL

T3-1/3" SOLID AND HIDDEN	●									●	●																																			
--------------------------	---	--	--	--	--	--	--	--	--	---	---	--	--	--	--	--	--	--	--	--	--	--	--	--	--	--	--	--	--	--	--	--	--	--	--	--	--	--	--	--	--	--	--	--	--	--

IRONMAX™ SOFFIT/VERTICAL

D5" SOLID, D5" VENTED	●	●	●					●	●		●	●					●	●		●	●	●	●					●																		●	●
-----------------------	---	---	---	--	--	--	--	---	---	--	---	---	--	--	--	--	---	---	--	---	---	---	---	--	--	--	--	---	--	--	--	--	--	--	--	--	--	--	--	--	--	--	--	--	--	---	---

CHAMFER BOARD™ VERTICAL SIDING AND PORCH PANEL

D5" SOLID	●									●	●																																				
-----------	---	--	--	--	--	--	--	--	--	---	---	--	--	--	--	--	--	--	--	--	--	--	--	--	--	--	--	--	--	--	--	--	--	--	--	--	--	--	--	--	--	--	--	--	--	--	--

UNIVERSAL SOFFIT/VERTICAL

T4" SOLID†, T4" VENTED†	●			●	●	●	★	●		●	●	●	●	●					●	●	●	●	●		★		●	●	●	●	●	●	●	●	●	●	●	●	●	●	●	●	●	●	●	●	
-------------------------	---	--	--	---	---	---	---	---	--	---	---	---	---	---	--	--	--	--	---	---	---	---	---	--	---	--	---	---	---	---	---	---	---	---	---	---	---	---	---	---	---	---	---	---	---	---	--

T4" CENTER VENTED†	●									●																																					
--------------------	---	--	--	--	--	--	--	--	--	---	--	--	--	--	--	--	--	--	--	--	--	--	--	--	--	--	--	--	--	--	--	--	--	--	--	--	--	--	--	--	--	--	--	--	--	--	--

D5" SOLID, D5" VENTED	●									●	●																																					
-----------------------	---	--	--	--	--	--	--	--	--	---	---	--	--	--	--	--	--	--	--	--	--	--	--	--	--	--	--	--	--	--	--	--	--	--	--	--	--	--	--	--	--	--	--	--	--	--	--	--

VALUE SOFFIT

T4" SOLID†, T4" VENTED†	●									●	●																																					
-------------------------	---	--	--	--	--	--	--	--	--	---	---	--	--	--	--	--	--	--	--	--	--	--	--	--	--	--	--	--	--	--	--	--	--	--	--	--	--	--	--	--	--	--	--	--	--	--	--	--

T4" CENTER VENTED†	●									●																																					
--------------------	---	--	--	--	--	--	--	--	--	---	--	--	--	--	--	--	--	--	--	--	--	--	--	--	--	--	--	--	--	--	--	--	--	--	--	--	--	--	--	--	--	--	--	--	--	--	--

D5" SOLID, D5" VENTED	●									●	●																																					
-----------------------	---	--	--	--	--	--	--	--	--	---	---	--	--	--	--	--	--	--	--	--	--	--	--	--	--	--	--	--	--	--	--	--	--	--	--	--	--	--	--	--	--	--	--	--	--	--	--	--

*Download approval specification at www.greenapprovedproducts.com

†Dimensions shown are nominal

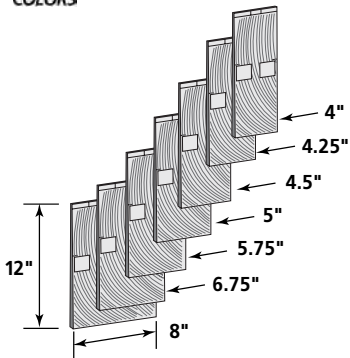
★ NEW COLOR

Cedar Impressions®

Polymer Shingle Siding – Sawmill Finish

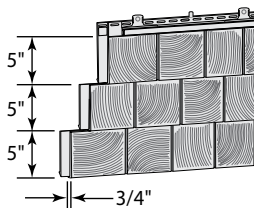


INDIVIDUAL 5" SAWMILL SHINGLES



Product Code: 30105
 Finish: Sawmill
 Length: 7 Sizes – 4", 4.25", 4.5", 5", 5.75", 6.75", 8"
 Thickness: .085"
 Exposure: 5"
 Projection: Shingle is 1/2", installs in 1" accessory
 Panels/Ctn.: 128
 Squares/Ctn.: .25
 Cartons/Pallet: 32
 lbs./Ctn.: ≤ 32

TRIPLE 5" STRAIGHT EDGE SAWMILL SHINGLES

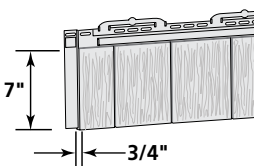


Product Code: 30106
 Finish: Sawmill
 Length: 60"
 Thickness: .100"
 Exposure: 15"
 Projection: 3/4"
 Panels/Ctn.: 8
 Squares/Ctn.: .50
 Cartons/Pallet: 20
 lbs./Ctn.: ≤ 43

Cedar Impressions®

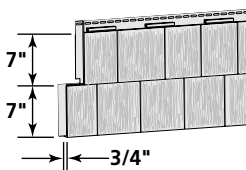
Polymer Shingle Siding – Perfection Finish

SINGLE 7" STRAIGHT EDGE PERFECTION SHINGLES



Product Code: 30137
 Finish: Perfection
 Length: 73.5"
 Thickness: .090"
 Exposure: 7"
 Projection: 3/4"
 Panels/Ctn.: 14
 Squares/Ctn.: .50
 Cartons/Pallet: 32
 lbs./Ctn.: ≤ 43

DOUBLE 7" STRAIGHT EDGE PERFECTION SHINGLES



Product Code: 30138
 Finish: Perfection
 Length: 48"
 Thickness: .100"
 Exposure: 14"
 Projection: 3/4"
 Panels/Ctn.: 11
 Squares/Ctn.: .50
 Cartons/Pallet: 16
 lbs./Ctn.: ≤ 42

Polymer Siding Products

Product Code	30105 Individual 5" Sawmill Shingles	30106 Triple 5" Straight Edge Sawmill Shingles	30137 Single 7" Perfection Shingles	30138 Double 7" Straight Edge Perfection Shingles	
Colonial White (01)	●	●		●	
Autumn Red (23)		●		●	
Autumn Yellow (10)		●		●	
Buckskin (41)		●		●	
Charcoal Gray (46)		●		●	
Cypress (42)		●		●	
Desert Tan (07)		●		●	
Flagstone (97)		●		●	
Forest (47)		●		●	
Granite Gray (34)		●		●	
Hearthstone (19)		●		●	
Heritage Cream (11)		●		●	
Herringbone (04)		●		●	
Light Maple (55)		●		●	
Mountain Cedar (17)		●		●	
Natural Clay (60)	●	●		●	
Pacific Blue (27)		●		●	
Sable Brown (29)		●		●	
Savannah Wicker (59)	●	●		●	
Seagrass (30)	●	●		●	
Spruce (16)		●		●	
Sterling Gray (33)	●	●		●	
Terra Cotta (18)		●		●	
▶ Cedar Blend (79)			●		
▶ Driftwood Blend (80)			●		
▶ Natural Blend (78)			●		
▶ Rustic Blend (82)			●		
Cedar Blend–Light (70)	●				
Cedar Blend–Med. (71)	●				
Cedar Blend–Dark (72)	●				
Driftwood Blend–L. (94)	●				
Driftwood Blend–M. (95)	●				
Driftwood Blend–D. (96)	●				
Natural Blend–Light (86)	●				
Natural Blend–Med. (87)	●				
Natural Blend–Dark (88)	●				
Rustic Blend–Light (73)	●				
Rustic Blend–Med. (74)	●				
Rustic Blend–Dark (75)	●				

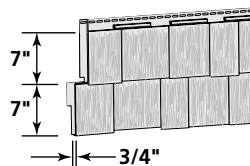
▶ CONSISTENT VARIEGATED COLOR THROUGHOUT THE PANEL

Recommended trim: CertainTeed recommends the use of Restoration Millwork PVC trim for the most authentic look of genuine cedar. If you choose to use CertainTeed vinyl accessories, the following solid colors are the best comparable options:
 Natural Blend = Buckskin, Cedar Blend = Cedar Blend Solid,
 Driftwood Blend = Granite Gray or Charcoal Gray, Rustic Blend = Sable Brown

Cedar Impressions® (continued)

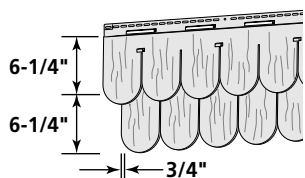
Polymer Shingle Siding – Perfection Finish

DOUBLE 7" STAGGERED PERFECTION SHINGLES



Product Code: 30143
 Finish: Perfection
 Length: 48"
 Thickness: .100"
 Exposure: 14"
 Projection: 3/4"
 Panels/Ctn.: 11
 Squares/Ctn.: .50
 Cartons/Pallet: 16
 lbs./Ctn.: ≤44

DOUBLE 6-1/4" HALF-ROUND PERFECTION SHINGLES

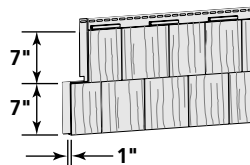


Product Code: 30128
 Finish: Perfection
 Length: 32"
 Thickness: .100"
 Exposure: 12-1/2"
 Projection: 3/4"
 Panels/Ctn.: 12
 Squares/Ctn.: .333
 Cartons/Pallet: 16
 lbs./Ctn.: ≤27

Cedar Impressions®

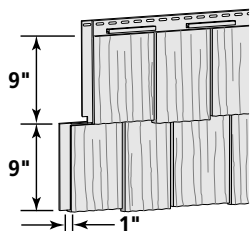
Polymer Shake Siding – Rough-Split Finish

DOUBLE 7" STRAIGHT EDGE ROUGH-SPLIT SHAKES



Product Code: 30141
 Finish: Rough-Split
 Length: 57"
 Thickness: .125"
 Exposure: 14"
 Projection: 1"
 Panels/Ctn.: 9
 Squares/Ctn.: .50
 Cartons/Pallet: 16
 lbs./Ctn.: ≤47

DOUBLE 9" STAGGERED ROUGH-SPLIT SHAKES



Product Code: 30136
 Finish: Rough-Split
 Length: 57"
 Thickness: .125"
 Exposure: 18"
 Projection: 1"
 Panels/Ctn.: 7
 Squares/Ctn.: .50
 Cartons/Pallet: 16
 lbs./Ctn.: ≤50

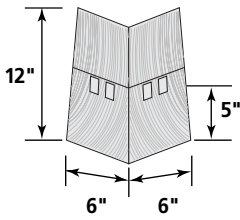
Polymer Siding Products

Product Code	30143 Double 7" Staggered Perfection Shingles	30128 Double 6-1/4" Half-Round Perfection Shingles	30141 Double 7" Straight Edge Rough-Split Shakes	30136 Double 9" Staggered Rough-Split Shakes	
Colonial White (01)	●	●	●	●	
Autumn Red (23)	●	●	●	●	
Autumn Yellow (10)	●				
Buckskin (41)	●		●	●	
Charcoal Gray (46)	●	●	●	●	
Cypress (42)	●	●	●	●	
Desert Tan (07)	●				
Flagstone (97)	●	●	●	●	
Forest (47)	●	●	●	●	
Granite Gray (34)	●	●	●	●	
Hearthstone (19)	●		●	●	
Heritage Cream (11)	●	●			
Herringbone (04)	●				
Light Maple (55)	●				
Mountain Cedar (17)	●		●	●	
Natural Clay (60)	●	●	●	●	
Pacific Blue (27)	●	●	●	●	
Sable Brown (29)	●		●	●	
Savannah Wicker (59)	●	●	●	●	
Seagrass (30)	●		●	●	
Spruce (16)	●		●	●	
Sterling Gray (33)	●	●	●	●	
Terra Cotta (18)	●		●	●	

Cedar Impressions® Accessories

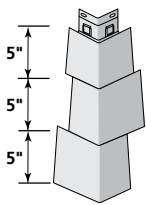
Polymer Siding Products

NEW INDIVIDUAL 5" SAWMILL CORNER
COLORS



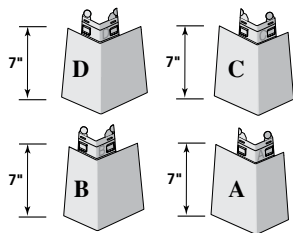
Product Code: 51405
Finish: Sawmill
Exposure: 5"
Pieces/Ctn.: 24
Lin. Ft./Ctn.: 10'
Cartons/Pallet: 45
lbs./Ctn.: ≤ 12

T5" STRAIGHT EDGE SAWMILL OFFSET MITERED CORNERPOST



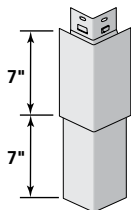
Product Code: 51406
Finish: Sawmill
Pieces/Ctn.: 32
Lin. Ft./Ctn.: 40'
Cartons/Pallet: 12
lbs./Ctn.: ≤ 17

7" PERFECTION OFFSET MITERED CORNERPOSTS



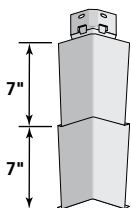
Product Code: 51459
Finish: Perfection
Length: 4 Pieces – 7" each
Pieces/Ctn.: 40
Lin. Ft./Ctn.: 23' 4"
Cartons/Pallet: 24
lbs./Ctn.: ≤ 15

D7" STRAIGHT EDGE PERFECTION MITERED CORNERPOST



Product Code: 51448
Finish: Perfection
Length: 14"
Pieces/Ctn.: 20
Lin. Ft./Ctn.: 23' 3"
Cartons/Pallet: 32
lbs./Ctn.: ≤ 14

D7" STRAIGHT EDGE PERFECTION MITERED INSIDE CORNERPOST



Product Code: 51453
Finish: Perfection
Length: 14"
Pieces/Ctn.: 20
Lin. Ft./Ctn.: 23' 3"
Cartons/Pallet: 32
lbs./Ctn.: ≤ 10

Product Code	51405 Individual 5" Sawmill Corner	51406 T5" Straight Edge Sawmill Offset Mitered Cornerpost	51459 7" Perfection Offset Mitered Cornerposts	51448 D7" Straight Edge Perfection Mitered Cornerpost	51453 D7" Straight Edge Perfection Mitered Inside Cornerpost
Colonial White (01)	●	●		●	●
Autumn Red (23)		●		●	●
Autumn Yellow (10)		●		●	●
Buckskin (41)		●		●	●
Charcoal Gray (46)		●		●	●
Cypress (42)		●		●	●
Desert Tan (07)		●		●	●
Flagstone (97)		●		●	●
Forest (47)		●		●	●
Granite Gray (34)		●		●	●
Hearthstone (19)		●		●	●
Heritage Cream (11)		●		●	●
Herringbone (04)		●		●	●
Light Maple (55)		●		●	●
Mountain Cedar (17)		●		●	●
Natural Clay (60)	●	●		●	●
Pacific Blue (27)		●		●	●
Sable Brown (29)		●		●	●
Savannah Wicker (59)	●	●		●	●
Seagrass (30)	●	●		●	●
Spruce (16)		●		●	●
Sterling Gray (33)	●	●		●	●
Terra Cotta (18)		●		●	●
▶ Cedar Blend (79)			●		
▶ Driftwood Blend (80)			●		
▶ Natural Blend (78)			●		
▶ Rustic Blend (82)			●		
Cedar Blend–Light (70)	●				
Cedar Blend–Med. (71)	●				
Cedar Blend–Dark (72)	●				
Driftwood Blend–L. (94)	●				
Driftwood Blend–M. (95)	●				
Driftwood Blend–D. (96)	●				
Natural Blend–Light (86)	●				
Natural Blend–Med. (87)	●				
Natural Blend–Dark (88)	●				
Rustic Blend–Light (73)	●				
Rustic Blend–Med. (74)	●				
Rustic Blend–Dark (75)	●				

▶ CONSISTENT VARIEGATED COLOR THROUGHOUT THE CORNERS.

Recommended trim color to coordinate with color blends:

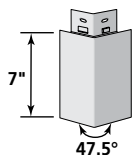
Natural Blend = Buckskin, Cedar Blend = Cedar Blend Solid,

Driftwood Blend = Granite Gray or Charcoal Gray, Rustic Blend = Sable Brown

Cedar Impressions® Accessories (continued)

Polymer Siding Products

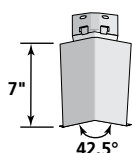
S7" MITERED BAY WINDOW OUTSIDE CORNERPOST



Works only with Cedar Impressions D7" Straight Edge Perfection Shingles

Product Code: 51454
 Finish: Perfection
 Length: 7"
 Pieces/Ctn.: 20
 Lin. Ft./Ctn.: 11' 8"
 Cartons/Pallet: 75
 lbs./Ctn.: ≤6

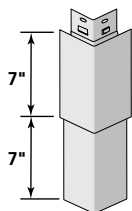
S7" MITERED BAY WINDOW INSIDE CORNERPOST



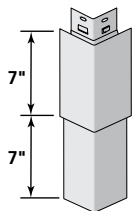
Works only with Cedar Impressions D7" Straight Edge Perfection Shingles

Product Code: 51455
 Finish: Perfection
 Length: 7"
 Pieces/Ctn.: 20
 Lin. Ft./Ctn.: 11' 8"
 Cartons/Pallet: 75
 lbs./Ctn.: ≤5

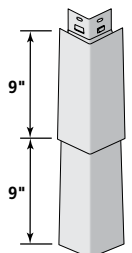
D7" STAGGERED PERFECTION MITERED CORNERPOST



D7" STRAIGHT EDGE ROUGH-SPLIT MITERED CORNERPOST



D9" STAGGERED ROUGH-SPLIT MITERED CORNERPOST



Product Code: 51451
 Finish: Perfection
 Length: 14"
 Pieces/Ctn.: 20
 Lin. Ft./Ctn.: 23' 3"
 Cartons/Pallet: 32
 lbs./Ctn.: ≤14

Product Code: 51450
 Finish: Rough-Split
 Length: 14"
 Pieces/Ctn.: 20
 Lin. Ft./Ctn.: 23' 4"
 Cartons/Pallet: 24
 lbs./Ctn.: ≤17

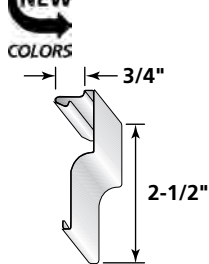
Product Code: 51432
 Finish: Rough-Split
 Length: 18-1/2"
 Pieces/Ctn.: 20
 Lin. Ft./Ctn.: 31
 Cartons/Pallet: 18
 lbs./Ctn.: ≤21

Product Code	51454 S7" Mitered Bay Window Outside Cornerpost	51455 S7" Mitered Bay Window Inside Cornerpost	51451 D7" Staggered Perfection Mitered Cornerpost	51450 D7" Straight Edge Rough-Split Mitered Cornerpost	51432 D9" Staggered Rough-Split Mitered Cornerpost
Colonial White (01)	●	●	●	●	●
Autumn Red (23)	●	●	●	●	●
Autumn Yellow (10)	●	●	●		
Buckskin (41)	●	●	●	●	●
Charcoal Gray (46)	●	●	●	●	●
Cypress (42)	●	●	●	●	●
Desert Tan (07)	●	●	●		
Flagstone (97)	●	●	●	●	●
Forest (47)	●	●	●	●	●
Granite Gray (34)	●	●	●	●	●
Hearthstone (19)	●	●	●	●	●
Heritage Cream (11)	●	●	●		
Herringbone (04)	●	●	●		
Light Maple (55)	●	●	●		
Mountain Cedar (17)	●	●	●	●	●
Natural Clay (60)	●	●	●	●	●
Pacific Blue (27)	●	●	●	●	●
Sable Brown (29)	●	●	●	●	●
Savannah Wicker (59)	●	●	●	●	●
Seagrass (30)	●	●	●	●	●
Spruce (16)	●	●	●	●	●
Sterling Gray (33)	●	●	●	●	●
Terra Cotta (18)	●	●	●	●	●

Cedar Impressions® Accessories (continued)

Vinyl Carpentry® Accessories

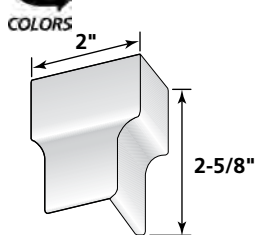
NEW CORNICE MOLDING



Product Code: 55817
 Finish: Matte
 Length: 12' 6"
 Pieces/Ctn.: 10
 Lin. Ft./Ctn.: 125
 Cartons/Pallet: 64
 lbs./Ctn.: ≤ 16

For use with Cornice Receiver or Deluxe F-Channel

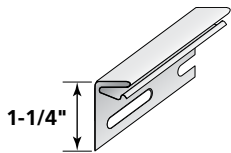
NEW CORNICE MOLDING CORNERPOST CAP



Product Code: 55808
 Finish: Matte
 Pieces/Ctn.: 20
 Cartons/Pallet: 120
 lbs./Ctn.: ≤ 1

For capping Cornice Molding over Mitered Cornerposts

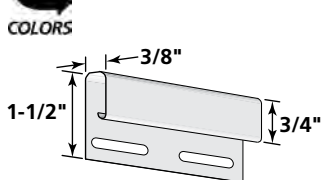
CORNICE RECEIVER



Product Code: 55812
 Finish: Matte
 Length: 12' 6"
 Pieces/Ctn.: 24
 Lin. Ft./Ctn.: 300
 Cartons/Pallet: 35
 lbs./Ctn.: ≤ 28

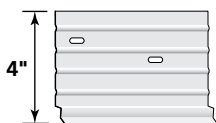
For use with Cornice Molding, Finish Board and Band Board

NEW CEDAR IMPRESSIONS UNDERSILL TRIM



Product Code: 56917
 Finish: Matte
 Length: 12' 6"
 Pieces/Ctn.: 12
 Lin. Ft./Ctn.: 150
 Cartons/Pallet: 84
 lbs./Ctn.: ≤ 13

4" METAL SHINGLE STARTER STRIP



Product Code: 53610
 Finish: Mill
 Length: 10'
 Width: 4"
 Pieces/Ctn.: 25
 Lin. Ft./Ctn.: 250
 Cartons/Pallet: 35
 lbs./Ctn.: ≤ 78

For use with Cedar Impressions Shake and Shingle Panels

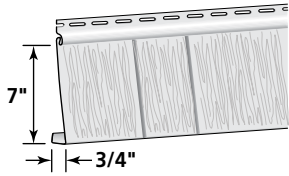
Product Code	55817 Cornice Molding	55808 Cornice Molding Cornerpost Cap	55812 Cornice Receiver	56917 Cedar Impressions Undersill Trim	53610 4" Metal Shingle Starter Strip
No Color			●		●
Colonial White (01)	●	●		●	
Autumn Red (23)	●	●		●	
Autumn Yellow (10)	●	●		●	
Buckskin (41)	●	●		●	
Cedar Blend Solid* (48)	★			★	
Charcoal Gray (46)	●	●		●	
Cypress (42)	●	●		●	
Desert Tan (07)	●	●		●	
Espresso (43)				●	
Flagstone (97)	●	●		●	
Forest (47)	●	●		●	
Granite Gray (34)	●	●		●	
Hearthstone (19)	●	●		●	
Heritage Cream (11)	●	●		●	
Herringbone (04)	●	●		●	
Light Maple (55)	●	●		●	
Mountain Cedar (17)	●	●		●	
Natural Clay (60)	●	●		●	
Pacific Blue (27)	●	●		●	
Sable Brown (29)	●	●		●	
Sandstone Beige (15)	●	●		●	
Savannah Wicker (59)	●	●		●	
Seagrass (30)	●	●		●	
Snow (31)	●	●		●	
Spruce (16)	●	●		●	
Sterling Gray (33)	●	●		●	
Suede (14)	●	●		●	
Terra Cotta (18)	●	●		●	

★ Solid Color

* Solid color accessory used with the Cedar Impressions Single 7" Cedar Blend panel.

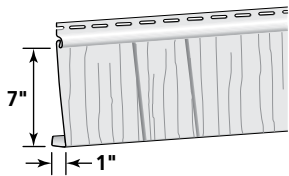


SINGLE 7" STRAIGHT EDGE PERFECTION SHINGLES



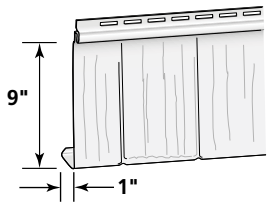
Product Code: 60108
 Finish: Perfection
 Length: 10' 1"
 Thickness: .060"
 Exposure: 7"
 Projection: 3/4"
 Panels/Ctn.: 17
 Squares/Ctn.: 1
 Cartons/Pallet: 18
 lbs./Ctn.: ≤65

SINGLE 7" STRAIGHT EDGE ROUGH-SPLIT SHAKES



Product Code: 60106
 Finish: Rough-Split
 Length: 10' 1"
 Thickness: .050"
 Exposure: 7"
 Projection: 1"
 Panels/Ctn.: 17
 Squares/Ctn.: 1
 Cartons/Pallet: 19
 lbs./Ctn.: ≤59

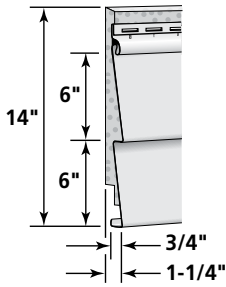
SINGLE 9" STAGGERED ROUGH-SPLIT SHAKES



Product Code: 60148
 Finish: Rough-Split
 Length: 10' 4-3/4"
 Thickness: .050"
 Exposure: 9"
 Projection: 1"
 Panels/Ctn.: 13
 Squares/Ctn.: 1
 Cartons/Pallet: 14
 lbs./Ctn.: ≤67

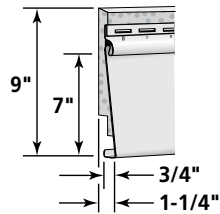
Product Code	60108 Single 7" Straight Edge Perfection Shingles	60106 Single 7" Straight Edge Rough-Split Shakes	60148 Single 9" Staggered Rough-Split Shakes	
Colonial White (01)	●	●		
Autumn Red (23)	●	●	●	
Buckskin (41)	●	●	●	
Castle Stone (37)	●			
Charcoal Gray (46)	●			
Cypress (42)	●	●		
Desert Tan (07)	●	●	●	
Espresso (43)	●			
Flagstone (97)	●	●	●	
Granite Gray (34)	●	●	●	
Hearthstone (19)	●			
Midnight Blue (45)	●			
Natural Clay (60)	●	●	●	
Pacific Blue (27)	●	●	●	
Sable Brown (29)	●	●	●	
Sandstone Beige (15)	●	●		
Savannah Wicker (59)	●	●	●	
Seagrass (30)	●			
Slate (44)	●			
Sterling Gray (33)	●	●	●	

DOUBLE 6" CLAPBOARD



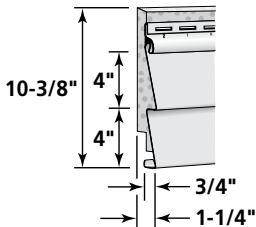
Product Code: 58134
 Finish: Rough Cedar
 Length: 12' 6"
 Thickness: .044"
 Exposure: 12"
 Projection: 1-1/4"*
 Panels/Ctn.: 8
 Squares./Ctn.: 1
 Cartons/Pallet: 9
 lbs./Ctn.: ≤ 52

SINGLE 7" CLAPBOARD



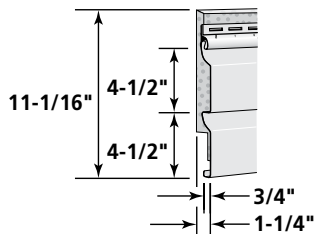
Product Code: 58106
 Finish: Rough Cedar
 Length: 12' 3"
 Thickness: .044"
 Exposure: 7"
 Projection: 1-1/4"*
 Panels/Ctn.: 14
 Squares./Ctn.: 1
 Cartons/Pallet: 12
 lbs./Ctn.: ≤ 56

DOUBLE 4" CLAPBOARD



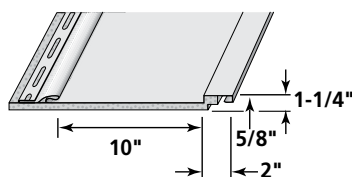
Product Code: 58115
 Finish: Rough Cedar
 Length: 12' 6"
 Thickness: .044"
 Exposure: 8"
 Projection: 1-1/4"*
 Panels/Ctn.: 12
 Squares./Ctn.: 1
 Cartons/Pallet: 9
 lbs./Ctn.: ≤ 58

DOUBLE 4-1/2" DUTCHLAP



Product Code: 58121
 Finish: Rough Cedar
 Length: 12' 1"
 Thickness: .044"
 Exposure: 9"
 Projection: 1-1/4"*
 Panels/Ctn.: 11
 Squares./Ctn.: 1
 Cartons/Pallet: 8
 lbs./Ctn.: ≤ 58

SINGLE 12" VERTICAL BOARD & BATTEN - 10'



Product Code: 58153
 Finish: Rough Cedar
 Length: 10'
 Thickness: .052"
 Exposure: 12"
 Projection: 1-1/4"*
 Panels/Ctn.: 10
 Squares./Ctn.: 1
 Cartons/Pallet: 9
 lbs./Ctn.: ≤ 59

Product Code	58134 Double 6" Clapboard (Rough Cedar)	58106 Single 7" Clapboard (Rough Cedar)	58115 Double 4" Clapboard (Rough Cedar)	58121 Double 4 1/2" Dutchlap (Rough Cedar)	58153 Single 12" Vertical Board & Batten - 10' (Rough Cedar)
Colonial White (01)	●	●	●	●	●
Desert Tan (07)	●	●	●	●	●
Heritage Cream (11)	●	●	●	●	●
Light Maple (55)	●	●	●	●	●
Sandstone Beige (15)	●	●	●	●	●
Savannah Wicker (59)	●	●	●	●	●
Sterling Gray (33)	●	●	●	●	●
Buckskin (41)	●	●	●	●	●
Cypress (42)	●	●	●	●	●
Granite Gray (34)	●	●	●	●	●
Natural Clay (60)	●	●	●	●	●
Oxford Blue (32)	●	●	●	●	●
Autumn Red (23)	●	●			●
Charcoal Gray (46)	●	●			
Flagstone (97)	●	●			
Pacific Blue (27)	●				
Sable Brown (29)	●	●			
Spruce (16)	●	●			

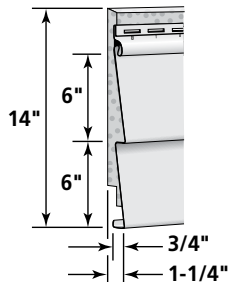
* Complete Assembly
 ≤ Heaviest weight listed – varies by color.

CedarBoards™ XL

Extended Length Insulated Siding

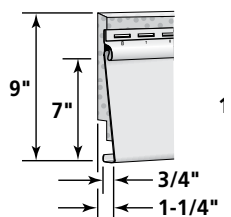
Vinyl Siding Products

DOUBLE 6" – 16' 8" CLAPBOARD



Product Code: 58145
 Finish: Rough Cedar
 Length: 16' 8"
 Thickness: .044"
 Exposure: 12"
 Projection: 1-1/4"*
 Panels/Ctn.: 6
 Squares./Ctn.: 1
 Cartons/Pallet: 12
 lbs./Ctn.: ≤ 54

SINGLE 7" – 16' 8" CLAPBOARD



Product Code: 58144
 Finish: Rough Cedar
 Length: 16' 8"
 Thickness: .044"
 Exposure: 7"
 Projection: 1-1/4"*
 Panels/Ctn.: 10
 Squares./Ctn.: 1
 Cartons/Pallet: 12
 lbs./Ctn.: ≤ 57

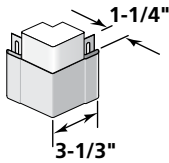
	Product Code	58145 Double 6" XL Clapboard (Rough Cedar)	58144 Single 7" XL Clapboard (Rough Cedar)	
COLOR	Colonial White (01)	●	●	
	Desert Tan (07)	●	●	
	Light Maple (55)	●	●	
	Savannah Wicker (59)	●	●	
	Sterling Gray (33)	●	●	
DARK	Cypress (42)	●	●	
	Granite Gray (34)	●	●	
	Natural Clay (60)	●	●	
	Oxford Blue (32)	●	●	
DELUXE	Autumn Red (23)	●	●	
	Charcoal Gray (46)	●	●	
	Flagstone (97)	●	●	
	Pacific Blue (27)	●	●	
	Sable Brown (29)	●	●	
	Spruce (16)	●	●	

* Complete Assembly
 ≤ Heaviest weight listed – varies by color.

CedarBoards™ Accessories

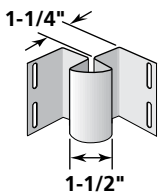
Vinyl Siding Products

1-1/4" CORNERPOST – 10' WOODGRAIN With Foam Insert



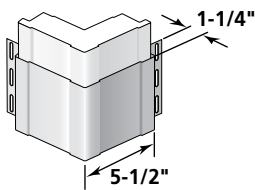
Product Code: 51412
 Finish: Woodgrain
 Length: 10'
 Face: 3-1/3"
 Pieces/Ctn.: 10
 Lin. Ft./Ctn.: 100
 Cartons/Pallet: 12
 lbs./Ctn.: ≤42

1-1/4" INSIDE CORNERPOST



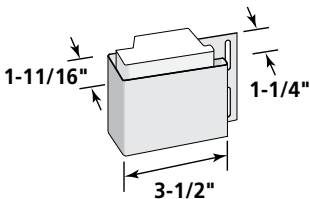
Product Code: 51446
 Finish: Matte
 Length: 10'
 Channel: 1-1/4"
 Pieces/Ctn.: 10
 Lin. Ft./Ctn.: 100
 Cartons/Pallet: 15
 lbs./Ctn.: ≤31

1-1/4" TRADITIONAL SUPERCORNER™ With Foam Insert



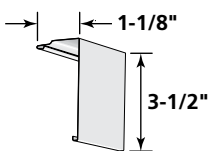
Product Code: 51447
 Finish: Matte
 Length: 20'
 Pieces/Ctn.: 6
 Lin. Ft./Ctn.: 120
 Cartons/Pallet: 8
 lbs./Ctn.: ≤80

3-1/2" LINEAL With Foam Insert



Product Code: 54707
 Finish: Matte
 Length: 20'
 Pieces/Ctn.: 10
 Lin. Ft./Ctn.: 200
 Cartons/Pallet: 23
 lbs./Ctn.: ≤63

FINISH BOARD



Product Code: 55815
 Finish: Rough Cedar
 Length: 12' 6"
 Pieces/Ctn.: 10
 Lin. Ft./Ctn.: 125
 Cartons/Pallet: 49
 lbs./Ctn.: ≤19

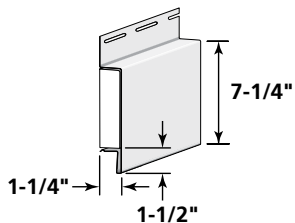
For use with Cornice Receiver

Product Code	51412 1-1/4" Cornerpost -10' Woodgrain w/Foam Insert	51446 1-1/4" Inside Cornerpost	51447 1-1/4" Traditional SuperCorner w/Foam Insert	54707 3-1/2" Lineal w/Foam Insert	55815 Finish Board
Colonial White (01)	●	●	●	●	●
Autumn Red (23)	●	●			
Buckskin (41)	●	●			●
Charcoal Gray (46)	●	●			
Cypress (42)	●	●			●
Desert Tan (07)	●	●			●
Flagstone (97)	●	●			
Granite Gray (34)	●	●			●
Heritage Cream (11)	●	●			●
Light Maple (55)	●	●			●
Natural Clay (60)	●	●	●	●	●
Oxford Blue (32)	●	●			●
Pacific Blue (27)	●	●			
Sable Brown (29)	●	●			
Sandstone Beige (15)	●	●			●
Savannah Wicker (59)	●	●			●
Spruce (16)	●	●			
Sterling Gray (33)	●	●			●

CedarBoards™ Accessories (continued)

Vinyl Siding Products

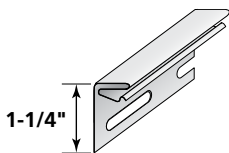
BAND BOARD With Foam Insert



Dimensions shown as installed with Cornice Receiver

Product Code: 55814
 Finish: Rough Cedar
 Length: 16' 8"
 Pieces/Ctn.: 5
 Lin. Ft./Ctn.: 82' 5"
 Cartons/Pallet: 16
 lbs./Ctn.: ≤33

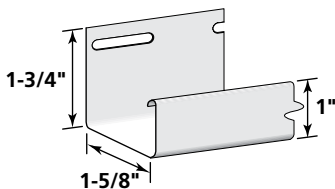
CORNICE RECIEVER



For use with Cornice Molding, Finish Board and Band Board

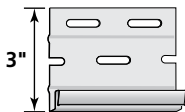
Product Code: 55812
 Finish: Matte
 Length: 12' 6"
 Pieces/Ctn.: 24
 Lin. Ft./Ctn.: 300
 Cartons/Pallet: 35
 lbs./Ctn.: ≤28

1-1/4" POCKET J-CHANNEL



Product Code: 50301
 Finish: Matte
 Length: 12' 6"
 Channel: 1-1/4"
 Pieces/Ctn.: 48
 Lin. Ft./Ctn.: 600
 Cartons/Pallet: 20
 lbs./Ctn.: ≤79

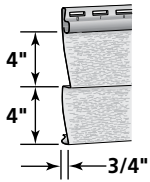
STARTER STRIP FOR CEDARBOARDS INSULATED SIDING



Product Code: 53609
 Finish: Matte
 Length: 12' 6"
 Width: 3"
 Pieces/Ctn.: 24
 Lin. Ft./Ctn.: 300
 Cartons/Pallet: 35
 lbs./Ctn.: ≤44

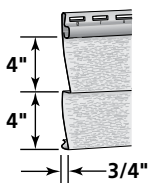
Product Code	55814 Band Board w/Foam Insert	55812 Cornice Receiver	50301 1-1/4" Pocket J-Channel	53609 Starter Strip For Insulated Siding	
No Color		●		●	
Colonial White (01)	●		●		
Autumn Red (23)			●		
Buckskin (41)			●		
Charcoal Gray (46)			●		
Cypress (42)			●		
Desert Tan (07)	●		●		
Flagstone (97)			●		
Granite Gray (34)			●		
Heritage Cream (11)			●		
Light Maple (55)			●		
Natural Clay (60)	●		●		
Oxford Blue (32)			●		
Pacific Blue (27)			●		
Sable Brown (29)			●		
Sandstone Beige (15)			●		
Savannah Wicker (59)			●		
Spruce (16)			●		
Sterling Gray (33)			●		

NEW DOUBLE 4" CLAPBOARD SOLID COLORS



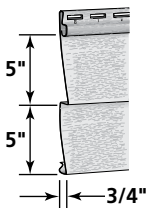
Product Code: 33110
 Finish: Rough Cedar
 Length: 12' 6"
 Thickness: .046"
 Exposure: 8"
 Projection: 3/4"
 Panels/Ctn.: 24
 Squares./Ctn.: 2
 Cartons/Pallet: 12/16*
 lbs./Ctn.: ≤ 110

DOUBLE 4" CLAPBOARD BLEND COLORS



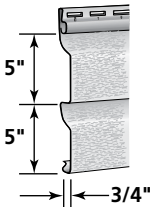
Product Code: 33101
 Finish: Rough Cedar
 Length: 12' 6"
 Thickness: .046"
 Exposure: 8"
 Projection: 3/4"
 Panels/Ctn.: 24
 Squares./Ctn.: 2
 Cartons/Pallet: 12/16**
 lbs./Ctn.: ≤ 110

NEW DOUBLE 5" CLAPBOARD SOLID COLORS



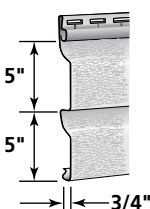
Product Code: 33122
 Finish: Rough Cedar
 Length: 12'
 Thickness: .046"
 Exposure: 10"
 Projection: 3/4"
 Panels/Ctn.: 20
 Squares./Ctn.: 2
 Cartons/Pallet: 8/14***
 lbs./Ctn.: ≤ 102

NEW DOUBLE 5" DUTCHLAP SOLID COLORS



Product Code: 33125
 Finish: Rough Cedar
 Length: 12'
 Thickness: .046"
 Exposure: 10"
 Projection: 3/4"
 Panels/Ctn.: 20
 Squares./Ctn.: 2
 Cartons/Pallet: 10
 lbs./Ctn.: ≤ 105

DOUBLE 5" DUTCHLAP BLEND COLORS



Product Code: 33103
 Finish: Rough Cedar
 Length: 12'
 Thickness: .046"
 Exposure: 10"
 Projection: 3/4"
 Panels/Ctn.: 20
 Squares./Ctn.: 2
 Cartons/Pallet: 10
 lbs./Ctn.: ≤ 105

Product Code	33110 Double 4" Clapboard Solid Colors (Rough Cedar)	33101 Double 4" Clapboard Blend Colors (Rough Cedar)	33122 Double 5" Clapboard Solid Colors (Rough Cedar)	33125 Double 5" Dutchlap Solid Colors (Rough Cedar)	33103 Double 5" Dutchlap Blend Colors (Rough Cedar)
Colonial White (01)	●		●	●	
Autumn Yellow (10)	●				
Bermuda Blue (26)	●				
Desert Tan (07)	●		●	●	
Green Tea (35)	●				
Heritage Cream (11)	●		●	●	
Herringbone (04)	●		●	●	
Light Maple (55)	●		●	●	
Sandstone Beige (15)	●		●	●	
Savannah Wicker (59)	●		●	●	
Seagrass (30)	●		●	●	
Silver Ash (38)	●		●	●	
Sterling Gray (33)	●		●	●	
Buckskin (41)	●		●	●	
Castle Stone (37)	●		●	●	
Cypress (42)	●		●	●	
Granite Gray (34)	●		●	●	
Natural Clay (60)	●		●	●	
Oxford Blue (32)	●		●	●	
Suede (14)	●				
Autumn Red (23)	●		●	●	
Brownstone (40)	●		●	●	
Canyon Blend (69)		●			●
Charcoal Gray (46)	●		●	●	
Espresso (43)	●		●	●	
Flagstone (97)	●		●	●	
Forest (47)	●		●	●	
Glacier Blend (67)		●			●
Hearthstone (19)	●		●	●	
Meadow Blend (68)		●			●
Melrose (39)	●		●	●	
Midnight Blue (45)	●		●	●	
Mountain Cedar (17)	●		●	●	
Pacific Blue (27)	●		●	●	
Sable Brown (29)	●		●	●	
Slate (44)	●		●	●	
Spruce (16)	●		●	●	
Terra Cotta (18)	●				
Arbor Blend (57)		●			●
Arctic Blend (50)		●			●
Frontier Blend (51)		●			●
Timber Blend (52)		●			●
Weathered Blend (53)		●			●

* 12 Cartons/Pallet: Autumn Red, Brownstone, Charcoal Gray, Espresso, Flagstone, Forest, Hearthstone, Melrose, Midnight Blue, Mountain Cedar, Pacific Blue, Sable Brown, Slate, Spruce, Suede and Terra Cotta. 16 Cartons/Pallet: All other colors.

** 12 Cartons/Pallet: Arbor Blend, Arctic Blend, Frontier Blend, Timber Blend and Weathered Blend. 16 Cartons/Pallet: Canyon Blend, Glacier Blend and Meadow Blend.

*** 8 Cartons/Pallet: Autumn Red, Brownstone, Charcoal Gray, Espresso, Flagstone, Forest, Hearthstone, Melrose, Midnight Blue, Pacific Blue, Sable Brown, Slate, Spruce and Suede. 14 Cartons/Pallet: All other colors.

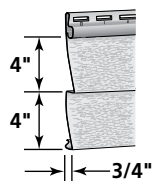
Monogram® XL

Extended Length Siding

Vinyl Siding Products

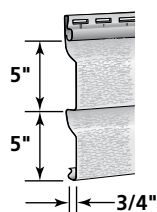


DOUBLE 4" CLAPBOARD-16' 8"



Product Code: 33114
 Finish: Rough Cedar
 Length: 16' 8"
 Thickness: .046"
 Exposure: 8"
 Projection: 3/4"
 Panels/Ctn.: 18
 Squares./Ctn.: 2
 Cartons/Pallet: 16
 lbs./Ctn.: ≤ 112

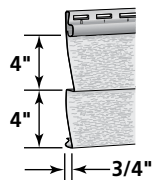
DOUBLE 5" DUTCHLAP-16'



Product Code: 33126
 Finish: Rough Cedar
 Length: 16'
 Thickness: .046"
 Exposure: 10"
 Projection: 3/4"
 Panels/Ctn.: 15
 Squares./Ctn.: 2
 Cartons/Pallet: 14
 lbs./Ctn.: ≤ 107



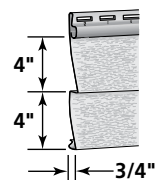
DOUBLE 4" CLAPBOARD-20'



Product Code: 33139
 Finish: Rough Cedar
 Length: 20'
 Thickness: .046"
 Exposure: 8"
 Projection: 3/4"
 Panels/Ctn.: 15
 Squares./Ctn.: 2
 Cartons/Pallet: 16
 lbs./Ctn.: ≤ 114



DOUBLE 4" CLAPBOARD-25'



Product Code: 33145
 Finish: Rough Cedar
 Length: 25'
 Thickness: .046"
 Exposure: 8"
 Projection: 3/4"
 Panels/Ctn.: 12
 Squares./Ctn.: 2
 Cartons/Pallet: 16
 lbs./Ctn.: ≤ 116

	Product Code	33114 Double 4" Clapboard - 16' 8" (Rough Cedar)	33126 Double 5" Dutchlap - 16' (Rough Cedar)	33139 Double 4" Clapboard - 20' (Rough Cedar)	33145 Double 4" Clapboard - 25' (Rough Cedar)
	Colonial White (01)	●	●	●	●
COLOR	Heritage Cream (11)	●	●	●	●
	Savannah Wicker (59)	●	●	●	●
	Sterling Gray (33)	●	●	●	●
DARK	Castle Stone (37)	●		●	●
	Cypress (42)	●	●	●	●
	Granite Gray (34)	●	●	●	●
	Natural Clay (60)	●	●	●	●
	Oxford Blue (32)	●	●	●	●
DELUXE	Brownstone (40)	●		●	●
	Charcoal Gray (46)	●		●	●
	Espresso (43)	●		●	●
	Melrose (39)	●		●	●
	Midnight Blue (45)	●		●	●
	Pacific Blue (27)	●		●	●
	Sable Brown (29)	●		●	●
	Slate (44)	●		●	●
	Spruce (16)	●		●	●

Monogram XL 25' lengths are in stock and can be ordered with standard lead times. Minimum order requirement for 25' lengths:

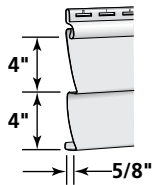
Stocking Distributor

- One pallet minimum in full pallet quantities
- Each pallet must be the same profile – can mix colors on same pallet
- Orders above one pallet must be ordered in **even full pallet quantities** (2, 4, 6 or 8 pallets)

Non-Stocking Distributor

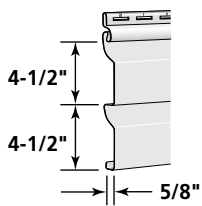
- Two pallet minimum in full pallet quantities with no surcharge
- Each pallet must be the same profile – can mix colors on same pallet
- Orders above one pallet must be ordered in **even full pallet quantities** (2, 4, 6 or 8 pallets)

DOUBLE 4" CLAPBOARD



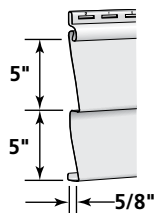
Product Code: 36110
 Finish: Select Cedar
 Length: 12' 6"
 Thickness: .044"
 Exposure: 8"
 Projection: 5/8"
 Panels/Ctn.: 24
 Squares/Ctn.: 2
 Cartons/Pallet: 16
 lbs./Ctn.: ≤ 106

DOUBLE 4-1/2" DUTCHLAP



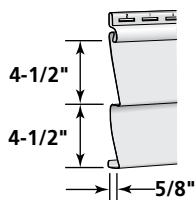
Product Code: 36119
 Finish: Select Cedar
 Length: 12' 1"
 Thickness: .044"
 Exposure: 9"
 Projection: 5/8"
 Panels/Ctn.: 22
 Squares/Ctn.: 2
 Cartons/Pallet: 16
 lbs./Ctn.: ≤ 102

DOUBLE 5" CLAPBOARD



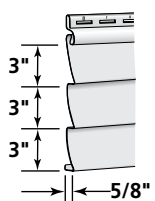
Product Code: 36122
 Finish: Select Cedar
 Length: 12'
 Thickness: .044"
 Exposure: 10"
 Projection: 5/8"
 Panels/Ctn.: 20
 Squares/Ctn.: 2
 Cartons/Pallet: 17
 lbs./Ctn.: ≤ 99

DOUBLE 4-1/2" CLAPBOARD



Product Code: 36118
 Finish: Smooth
 Length: 12' 1"
 Thickness: .044"
 Exposure: 9"
 Projection: 5/8"
 Panels/Ctn.: 22
 Squares/Ctn.: 2
 Cartons/Pallet: 14
 lbs./Ctn.: ≤ 106

TRIPLE 3" CLAPBOARD



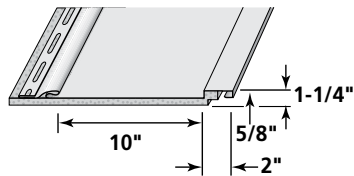
Product Code: 36132
 Finish: Smooth
 Length: 12' 1"
 Thickness: .044"
 Exposure: 9"
 Projection: 5/8"
 Panels/Ctn.: 22
 Squares/Ctn.: 2
 Cartons/Pallet: 14
 lbs./Ctn.: ≤ 111

	Product Code	36110 Double 4" Clapboard (Select Cedar)	36119 Double 4-1/2" Dutchlap (Select Cedar)	36122 Double 5" Clapboard (Select Cedar)	36118 Double 4-1/2" Clapboard (Smooth)	36132 Triple 3" Clapboard (Smooth)
	Colonial White (01)	●	●	●	●	●
COLOR	Autumn Yellow (10)	●	●	●		
	Desert Tan (07)	●	●	●	●	●
	Heritage Cream (11)	●	●	●	●	●
	Herringbone (04)	●	●	●	●	●
	Light Maple (55)	●	●	●	●	●
	Savannah Wicker (59)	●	●	●	●	●
	Seagrass (30)	●	●	●		
Sterling Gray (33)	●	●	●	●	●	
DARK	Buckskin (41)	●	●			
	Castle Stone (37)	●	●			
	Cypress (42)	●	●	●	●	●
	Granite Gray (34)	●	●	●	●	●
	Natural Clay (60)	●	●	●	●	●
	Oxford Blue (32)	●	●	●	●	●
	Suede (14)	●	●			
DELUXE	Autumn Red (23)	●	●			
	Charcoal Gray (46)	●	●			
	Espresso (43)	●	●			
	Flagstone (97)	●				
	Forest (47)	●	●			
	Hearthstone (19)	●				
	Midnight Blue (45)	●	●			
	Mountain Cedar (17)	●				
	Pacific Blue (27)	●				
	Sable Brown (29)	●				
Slate (44)	●	●				
Spruce (16)	●					
Terra Cotta (18)	●					

Board & Batten

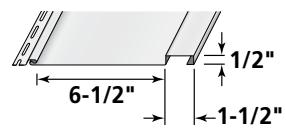
Vinyl Siding Products

SINGLE 12" VERTICAL BOARD & BATTEN – 10' INSULATED



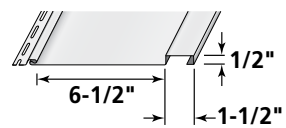
Product Code: 58153
 Finish: Rough Cedar
 Length: 10'
 Thickness: .052"
 Exposure: 12"
 Projection: 1-1/4"*
 Panels/Ctn.: 10
 Squares./Ctn.: 1
 Cartons/Pallet: 9
 lbs./Ctn.: ≤ 59

SINGLE 8" VERTICAL BOARD & BATTEN – 12' 6"



Product Code: 34137
 Finish: Rough Cedar
 Length: 12' 6"
 Thickness: .048"
 Exposure: 8"
 Projection: 1/2"
 Panels/Ctn.: 12
 Squares./Ctn.: 1
 Cartons/Pallet: 28
 lbs./Ctn.: ≤ 57

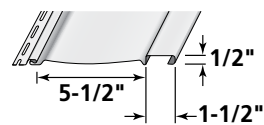
SINGLE 8" VERTICAL BOARD & BATTEN – 10'



Product Code: 34138
 Finish: Rough Cedar
 Length: 10'
 Thickness: .048"
 Exposure: 8"
 Projection: 1/2"
 Panels/Ctn.: 15
 Squares./Ctn.: 1
 Cartons/Pallet: 24
 lbs./Ctn.: ≤ 55

NEW SINGLE 7" VERTICAL BOARD & BATTEN – 10'

COLORS



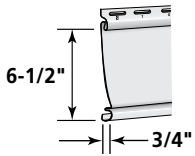
Product Code: 34136
 Finish: Rough Cedar
 Length: 10'
 Thickness: .052"
 Exposure: 7"
 Projection: 1/2"
 Panels/Ctn.: 34
 Squares./Ctn.: 2
 Cartons/Pallet: 12
 lbs./Ctn.: ≤ 112

Product Code	58153 Single 12" Vertical Board & Batten - 10' (Rough Cedar) Insulated	34137 Single 8" Vertical Board & Batten - 12' 6" (Rough Cedar)	34138 Single 8" Vertical Board & Batten - 10' (Rough Cedar)	34136 Single 7" Vertical Board & Batten - 10' (Rough Cedar)	
Colonial White (01)	●	●	●	●	
Desert Tan (07)	●	●	●		
Heritage Cream (11)	●	●	●		
Herringbone (04)		●	●	●	
Light Maple (55)	●	●	●	●	
Sandstone Beige (15)	●	●	●		
Savannah Wicker (59)	●	●	●	●	
Sterling Gray (33)	●	●	●	●	
Castle Stone (37)				●	
Cypress (42)	●	●	●	●	
Granite Gray (34)	●	●	●	●	
Natural Clay (60)	●	●	●	●	
Oxford Blue (32)	●				
Autumn Red (23)	●			●	
Brownstone (40)				●	
Charcoal Gray (46)				●	
Espresso (43)				●	
Flagstone (97)				●	
Forest (47)				●	
Hearthstone (19)				●	
Melrose (39)				●	
Midnight Blue (45)				●	
Mountain Cedar (17)				●	
Pacific Blue (27)				●	
Sable Brown (29)				●	
Slate (44)				●	
Spruce (16)				●	
Terra Cotta (18)				●	

*Complete assembly

≤ Heaviest weight listed – varies by color.

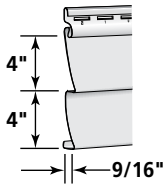
NEW SINGLE 6-1/2"
BEADED
COLOR



Product Code: 38102
 Finish: Brushed
 Length: 12' 4"
 Thickness: .044"
 Exposure: 6-1/2"
 Projection: 3/4"
 Panels/Ctn.: 30
 Squares/Ctn.: 2
 Cartons/Pallet: 12
 lbs./Ctn.: ≤111

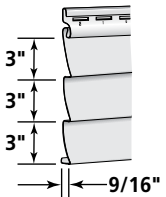
Product Code	38102 Single 6-1/2" Beaded (Brushed)	
Colonial White (01)	●	
Desert Tan (07)	●	
Heritage Cream (11)	●	
Herringbone (04)	●	
Light Maple (55)	●	
Sandstone Beige (15)	●	
Savannah Wicker (59)	●	
Seagrass (30)	●	
Silver Ash (38)	●	
Snow (31)	●	
Sterling Gray (33)	●	
Castle Stone (37)	●	
Cypress (42)	●	
Granite Gray (34)	●	
Natural Clay (60)	●	
Oxford Blue (32)	●	

NEW DOUBLE 4" CLAPBOARD
COLORS



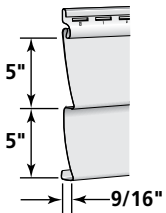
Product Code: 39110
Finish: Woodgrain
Length: 12' 6"
Thickness: .042"
Exposure: 8"
Projection: 9/16"
Panels/Ctn.: 24
Squares./Ctn.: 2
Cartons/Pallet: 16
lbs./Ctn.: ≤99

TRIPLE 3" CLAPBOARD



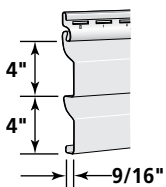
Product Code: 39131
Finish: Brushed
Length: 12' 1"
Thickness: .042"
Exposure: 9"
Projection: 9/16"
Panels/Ctn.: 22
Squares./Ctn.: 2
Cartons/Pallet: 14
lbs./Ctn.: ≤100

NEW DOUBLE 5" CLAPBOARD
COLORS



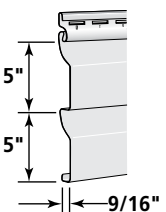
Product Code: 39122
Finish: Woodgrain
Length: 12'
Thickness: .042"
Exposure: 10"
Projection: 9/16"
Panels/Ctn.: 20
Squares./Ctn.: 2
Cartons/Pallet: 17
lbs./Ctn.: ≤93

NEW DOUBLE 4" DUTCHLAP
COLORS



Product Code: 39113
Finish: Woodgrain
Length: 12' 6"
Thickness: .042"
Exposure: 8"
Projection: 9/16"
Panels/Ctn.: 24
Squares./Ctn.: 2
Cartons/Pallet: 16
lbs./Ctn.: ≤101

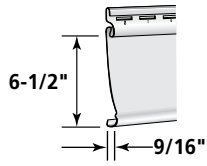
NEW DOUBLE 5" DUTCHLAP
COLORS



Product Code: 39125
Finish: Woodgrain
Length: 12'
Thickness: .042"
Exposure: 10"
Projection: 9/16"
Panels/Ctn.: 20
Squares./Ctn.: 2
Cartons/Pallet: 14
lbs./Ctn.: ≤93

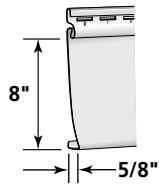
Product Code	39110 Double 4" Clapboard (Woodgrain)	39131 Triple 3" Clapboard (Brushed)	39122 Double 5" Clapboard (Woodgrain)	39113 Double 4" Dutchlap (Woodgrain)	39125 Double 5" Dutchlap (Woodgrain)
Colonial White (01)	●	●	●	●	●
Autumn Yellow (10)	●		●	●	●
Desert Tan (07)	●	●	●	●	●
Heritage Cream (11)	●	●	●	●	●
Light Maple (55)	●	●	●	●	●
Sandstone Beige (15)	●	●	●	●	●
Savannah Wicker (59)	●	●	●	●	●
Seagrass (30)	●		●	●	●
Silver Ash (38)	●	●	●	●	●
Snow (31)	●	●	●	●	●
Sterling Gray (33)	●	●	●	●	●
Buckskin (41)	●		●	●	●
Castle Stone (37)	●		●	●	●
Cypress (42)	●		●	●	●
Granite Gray (34)	●		●	●	●
Natural Clay (60)	●	●	●	●	●
Oxford Blue (32)	●	●	●	●	●
Suede (14)	●		●	●	●
Autumn Red (23)	●		●	●	●
Charcoal Gray (46)	●		●	●	●
Flagstone (97)	●		●	●	●
Forest (47)	●		●	●	●
Hearthstone (19)	●		●	●	●
Pacific Blue (27)	●		●	●	●
Sable Brown (29)	●		●	●	●
Spruce (16)	●		●	●	●

SINGLE 6-1/2" BEADED



Product Code: 39102
 Finish: Brushed
 Length: 12' 4"
 Thickness: .042"
 Exposure: 6-1/2"
 Projection: 9/16"
 Panels/Ctn.: 30
 Squares./Ctn.: 2
 Cartons/Pallet: 15
 lbs./Ctn.: ≤71

SINGLE 8" CLAPBOARD



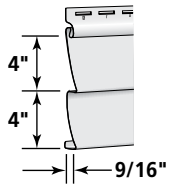
Product Code: 39104
 Finish: Woodgrain
 Length: 12' 6"
 Thickness: .042"
 Exposure: 8"
 Projection: 5/8"
 Panels/Ctn.: 24
 Squares./Ctn.: 2
 Cartons/Pallet: 16
 lbs./Ctn.: ≤96

	Product Code	39102 Single 6-1/2" Beaded (Brushed)	39104 Single 8" Clapboard (Woodgrain)	
	Colonial White (01)	●	●	
COLOR	Desert Tan (07)	●		
	Heritage Cream (11)	●		
	Light Maple (55)	●		
	Sandstone Beige (15)	●		
	Savannah Wicker (59)	●		
	Silver Ash (38)	●		
	Snow (31)	●		
	Sterling Gray (33)	●		
DARK	Cypress (42)	●		
	Granite Gray (34)	●		
	Natural Clay (60)	●		
	Oxford Blue (32)	●		

Wolverine American Legend™

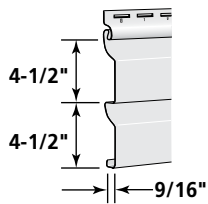
Vinyl Siding Products

DOUBLE 4" CLAPBOARD



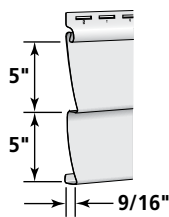
Product Code: 40110
 Finish: Woodgrain
 Length: 12' 6"
 Thickness: .042"
 Exposure: 8"
 Projection: 9/16"
 Panels/Ctn.: 24
 Squares./Ctn.: 2
 Cartons/Pallet: 16
 lbs./Ctn.: ≤ 100

DOUBLE 4-1/2" DUTCHLAP



Product Code: 40119
 Finish: Woodgrain
 Length: 12' 1"
 Thickness: .042"
 Exposure: 9"
 Projection: 9/16"
 Panels/Ctn.: 22
 Squares./Ctn.: 2
 Cartons/Pallet: 16
 lbs./Ctn.: ≤ 97

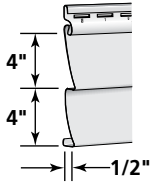
DOUBLE 5" CLAPBOARD



Product Code: 40122
 Finish: Woodgrain
 Length: 12'
 Thickness: .042"
 Exposure: 10"
 Projection: 9/16"
 Panels/Ctn.: 20
 Squares./Ctn.: 2
 Cartons/Pallet: 20
 lbs./Ctn.: ≤ 93

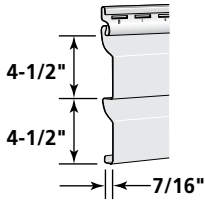
	Product Code	40110 Double 4" Clapboard (Woodgrain)	40119 Double 4-1/2" Dutchlap (Woodgrain)	40122 Double 5" Clapboard (Woodgrain)	
	Colonial White	●	●	●	
COLOR	Autumn Yellow	●	●	●	
	Desert Tan	●	●	●	
	Heritage Cream	●	●	●	
	Herringbone	●	●	●	
	Light Maple	●	●	●	
	Savannah Wicker	●	●	●	
	Seagrass	●	●	●	
	Snow	●	●	●	
	Sterling Gray	●	●	●	
DARK	Buckskin	●	●	●	
	Cypress	●	●	●	
	Granite Gray	●	●	●	
	Natural Clay	●	●	●	
	Oxford Blue	●	●	●	
DELUXE	Autumn Red	●	●	●	
	Charcoal Gray	●	●	●	
	Flagstone	●	●	●	
	Forest	●	●	●	
	Hearthstone	●	●	●	
	Spruce	●	●	●	

DOUBLE 4" CLAPBOARD



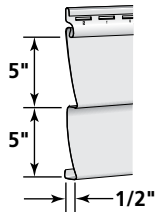
Product Code: 43110
 Finish: Woodgrain
 Length: 12' 6"
 Thickness: .040"
 Exposure: 8"
 Projection: 1/2"
 Panels/Ctn.: 24
 Squares/Ctn.: 2
 Cartons/Pallet: 16
 lbs./Ctn.: ≤88

DOUBLE 4-1/2" DUTCHLAP



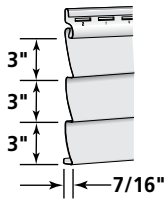
Product Code: 43119
 Finish: Woodgrain
 Length: 12' 1"
 Thickness: .040"
 Exposure: 9"†
 Projection: 7/16"
 Panels/Ctn.: 22
 Squares/Ctn.: 2
 Cartons/Pallet: 16
 lbs./Ctn.: ≤86

DOUBLE 5" CLAPBOARD



Product Code: 43122
 Finish: Woodgrain
 Length: 12'
 Thickness: .040"
 Exposure: 10"
 Projection: 1/2"
 Panels/Ctn.: 20
 Squares/Ctn.: 2
 Cartons/Pallet: 17
 lbs./Ctn.: ≤84

TRIPLE 3" CLAPBOARD



Product Code: 43130
 Finish: Woodgrain
 Length: 12' 1"
 Thickness: .040"
 Exposure: 9"
 Projection: 7/16"
 Panels/Ctn.: 22
 Squares/Ctn.: 2
 Cartons/Pallet: 19
 lbs./Ctn.: ≤88

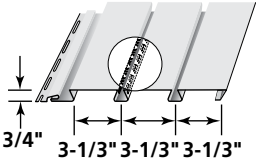
Product Code	43110 Double 4" Clapboard (Woodgrain)	43119 Double 4-1/2" Dutchlap (Woodgrain)	43122 Double 5" Clapboard (Woodgrain)	43130 Triple 3" Clapboard (Woodgrain)	
Colonial White (01)	●	●	●	●	
Desert Tan (07)	●	●	●	●	
Heritage Cream (11)	●	●	●	●	
Herringbone (04)	●	●	●	●	
Light Maple (55)	●	●	●		
Sandstone Beige (15)	●	●	●		
Savannah Wicker (59)	●	●	●	●	
Seagrass (30)	●	●	●		
Snow (31)	●	●	●		
Sterling Gray (33)	●	●	●	●	
Buckskin (41)	●	●	●		
Castle Stone (37)	●	●	●		
Cypress (42)	●	●	●		
Natural Clay (60)	●	●	●	●	
Oxford Blue (32)	●	●	●	●	

† Dimensions shown are nominal.

≤ Heaviest weight listed – varies by color.

Triple 3-1/3" Soffit

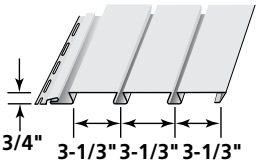
TRIPLE 3-1/3" INVISIVENT® (Soffit Use Only)



Ventilation (NFA/Sq. Ft.: 10")

Product Code: 46228
 Finish: Matte
 Length: 12'
 Thickness: .044"
 Exposure: 10"
 Projection: 3/4"
 Panels/Ctn.: 10
 Squares./Ctn.: 1
 Cartons/Pallet: 20
 lbs./Ctn.: ≤62

TRIPLE 3-1/3" SOLID VERTICAL SIDING & SOFFIT



Product Code: 46229
 Finish: Matte
 Length: 12'
 Thickness: .044"
 Exposure: 10"
 Projection: 3/4"
 Panels/Ctn.: 10
 Squares./Ctn.: 1
 Cartons/Pallet: 20
 lbs./Ctn.: ≤65

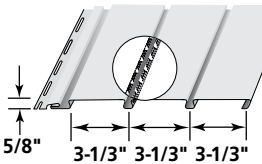
Vinyl Carpentry® Soffit & Vertical Siding

Product Code	46228 Triple 3-1/3" InvisiVent® Soffit (Soffit Use Only) (Matte)	46229 Triple 3-1/3" Solid Soffit & Vertical Siding (Matte)	46230 Perimeter Hidden Vent Soffit (Soffit Use Only) (Matte)	46231 Perimeter Solid Soffit & Vertical Siding (Matte)	
Colonial White (01)	●	●	●	●	
Desert Tan (07)	●	●	●	●	
Heritage Cream (11)	●	●	●	●	
Herringbone (04)	●	●	●	●	
Light Maple (55)	●	●	●	●	
Sandstone Beige (15)	●	●	●	●	
Savannah Wicker (59)	●	●	●	●	
Snow (31)	●	●	●	●	
Sterling Gray (33)	●	●	●	●	
Charcoal Gray (46)			●	●	
Granite Gray (34)	●	●	●	●	
Natural Clay (60)	●	●	●	●	

Note: All vented soffits are soffit use only.

Perimeter™ Triple 3-1/3" Soffit

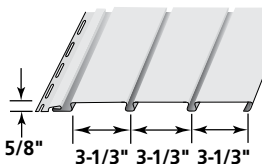
PERIMETER TRIPLE 3-1/3" HIDDEN VENT SOFFIT (Soffit Use Only)



Ventilation (NFA/Sq. Ft.: 9.65")

Product Code: 46230
 Finish: Matte
 Length: 12'
 Thickness: .040"
 Exposure: 10"
 Projection: 5/8"
 Panels/Ctn.: 20
 Squares/Ctn.: 2
 Cartons/Pallet: 14
 lbs./Ctn.: ≤94

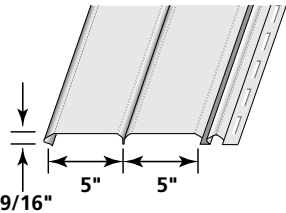
PERIMETER TRIPLE 3-1/3" SOLID VERTICAL SIDING & SOFFIT



Product Code: 46231
 Finish: Matte
 Length: 12'
 Thickness: .040"
 Exposure: 10"
 Projection: 5/8"
 Panels/Ctn.: 20
 Squares/Ctn.: 2
 Cartons/Pallet: 14
 lbs./Ctn.: ≤103

Chamfer Board™ Vertical Siding & Porch Panel

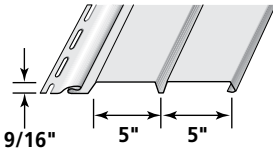
DOUBLE 5" SOLID VERTICAL SIDING & PORCH PANEL



Product Code: 32100
 Finish: Brushed
 Length: 12'
 Thickness: .044"
 Exposure: 10"
 Projection: 9/16"
 Panels/Ctn.: 20
 Squares/Ctn.: 2
 Cartons/Pallet: 14
 lbs./Ctn.: ≤ 77

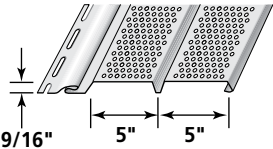
Ironmax™ Soffit

DOUBLE 5" SOLID SOFFIT & VERTICAL SIDING



Product Code: 47201
 Finish: Woodgrain
 Length: 12'
 Thickness: .046"
 Exposure: 10"
 Projection: 9/16"
 Panels/Ctn.: 20
 Squares/Ctn.: 2
 Cartons/Pallet: 14
 lbs./Ctn.: ≤ 104

DOUBLE 5" FULLY VENTED SOFFIT (Soffit Use Only)



Product Code: 47205
 Finish: Woodgrain
 Length: 12'
 Thickness: .046"
 Exposure: 10"
 Projection: 9/16"
 Panels/Ctn.: 20
 Squares/Ctn.: 2
 Cartons/Pallet: 14
 lbs./Ctn.: ≤ 101

Ventilation (NFA/Sq. Ft.: 6.4")

Vinyl Carpentry® Soffit & Vertical Siding

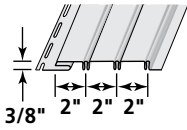
Product Code	32100 Double 5" Solid Vertical Siding & Porch Panel (Brushed)	47201 Double 5" Solid Soffit & Vertical Siding (Woodgrain)	47205 Double 5" Fully Vented Soffit (Soffit Use Only) (Woodgrain)	
	Colonial White (01)	●	●	●
COLOR	Desert Tan (07)		●	●
	Heritage Cream (11)	●	●	●
	Herringbone (04)		●	●
	Light Maple (55)	●	●	●
	Sandstone Beige (15)		●	●
	Savannah Wicker (59)	●	●	●
	Snow (31)		●	●
	Sterling Gray (33)	●	●	●
DARK	Buckskin (41)		●	●
	Cypress (42)	●		
	Granite Gray (34)	●	●	●
	Natural Clay (60)	●	●	●
	Sable Brown (29)		+	●
DELUXE	Canyon Blend (69)		●	●
	Glacier Blend (67)		●	●
	Meadow Blend (68)		●	●
PREMIUM	Arbor Blend (57)		●	●
	Arctic Blend (50)		●	●
	Frontier Blend (51)		●	●
	Timber Blend (52)		●	●
	Weathered Blend (53)		●	●

Note: All vented soffits are soffit use only. + Soffit Use Only

Beaded Soffit

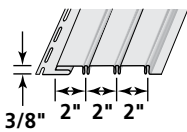
Vinyl Carpentry® Soffit & Vertical Siding

NEW TRIPLE 2" SOLID SOFFIT & VERTICAL SIDING
COLOR



Product Code: 46209
 Finish: Smooth
 Length: 12' 6"
 Thickness: .039"
 Exposure: 6"
 Projection: 3/8"
 Panels/Ctn.: 16
 Squares./Ctn.: 1
 Cartons/Pallet: 20
 lbs./Ctn.: ≤65

NEW TRIPLE 2" VENTED SOFFIT (Soffit Use Only)
COLOR



Product Code: 46211
 Finish: Smooth
 Length: 12' 6"
 Thickness: .039"
 Exposure: 6"
 Projection: 3/8"
 Panels/Ctn.: 16
 Squares./Ctn.: 1
 Cartons/Pallet: 20
 lbs./Ctn.: ≤64

Invisibly-Vented (NFA/Sq. Ft.: 1.6")

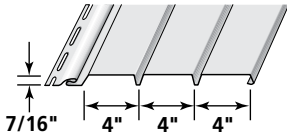
Product Code	46209 Triple 2" Solid Soffit & Vertical Siding (Smooth)	46211 Triple 2" Vented Soffit (Soffit Use Only) (Smooth)	
Colonial White (01)	●	●	
Bermuda Blue (26)	●	●	
Desert Tan (07)	●	●	
Sandstone Beige (15)	●	●	
Savannah Wicker (59)	●	●	
Snow (31)	●	●	
Sterling Gray (33)	●	●	
Natural Clay (60)	●	●	

Note: All vented soffits are soffit use only.

Universal Soffit

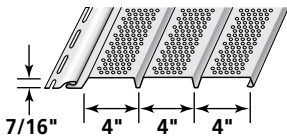
Vinyl Carpentry® Soffit & Vertical Siding

NEW TRIPLE 4" SOLID SOFFIT & VERTICAL SIDING



Product Code: 48216
 Finish: Matte
 Length.: 12'
 Thickness: .040"
 Exposure: 12"†
 Projection: 7/16"
 Panels/Ctn.: 16
 Square Ft./Ctn.: 192
 Cartons/Pallet: 18
 lbs./Ctn.: ≤82

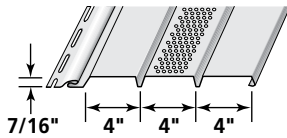
NEW TRIPLE 4" FULLY VENTED SOFFIT (Soffit Use Only)



Product Code: 48224
 Finish: Matte
 Length.: 12'
 Thickness: .040"
 Exposure: 12"†
 Projection: 7/16"
 Panels/Ctn.: 16
 Square Ft./Ctn.: 192
 Cartons/Pallet: 18
 lbs./Ctn.: ≤80

Ventilation (NFA/Sq. Ft.: 5.9")

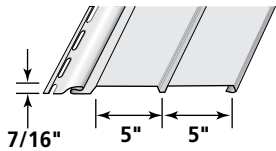
TRIPLE 4" CENTER VENTED SOFFIT (Soffit Use Only)



Product Code: 48220
 Finish: Matte
 Length.: 12'
 Thickness: .040"
 Exposure: 12"†
 Projection: 7/16"
 Panels/Ctn.: 16
 Square Ft./Ctn.: 192
 Cartons/Pallet: 18
 lbs./Ctn.: ≤81

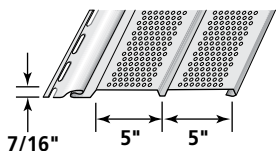
Ventilation (NFA/Sq. Ft.: 2")

DOUBLE 5" SOLID SOFFIT (Soffit Use Only)



Product Code: 48222
 Finish: Woodgrain
 Length.: 12'
 Thickness: .040"
 Exposure: 10"
 Projection: 7/16"
 Panels/Ctn.: 20
 Squares/Ctn.: 2
 Cartons/Pallet: 17
 lbs./Ctn.: ≤94

DOUBLE 5" FULLY VENTED SOFFIT (Soffit Use Only)



Product Code: 48223
 Finish: Woodgrain
 Length.: 12'
 Thickness: .040"
 Exposure: 10"
 Projection: 7/16"
 Panels/Ctn.: 20
 Squares/Ctn.: 2
 Cartons/Pallet: 17
 lbs./Ctn.: ≤90

Ventilation (NFA/Sq. Ft.: 6.4")

≤ Heaviest weight listed – varies by color.

Product Code	48216 Triple 4" Solid Soffit & Vertical Siding (Matte)	48224 Triple 4" Fully Vented Soffit (Soffit Use Only) (Matte)	48220 Triple 4" Center Vented Soffit (Soffit Use Only) (Matte)	48222 Double 5" Solid Soffit (Soffit Use Only) (Woodgrain)	48223 Double 5" Fully Vented Soffit (Soffit Use Only) (Woodgrain)
Colonial White (01)	●	●	●	●	●
Autumn Yellow (10)	●	●			
Bermuda Blue (26)	●	●			
Desert Tan (07)	●	●		●	●
Heritage Cream (11)	●	●		●	●
Herringbone (04)	●	●		●	●
Light Maple (55)	●	●		●	●
Sandstone Beige (15)	●	●		●	●
Savannah Wicker (59)	●	●		●	●
Seagrass (30)	●	●		●	●
Silver Ash (38)	●	●			
Snow (31)	●	●	●		
Sterling Gray (33)	●	●		●	●
Autumn Red (23)	●	●			
Brownstone (40)	●	●			
Buckskin (41)	●	●			
Castle Stone (37)	●	●			
Charcoal Gray (46)	●	●			
Cypress (42)	●	●		●	●
Espresso (43)	●	●			
Flagstone (97)	●	●			
Forest (47)	●	●			
Granite Gray (34)	●	●		●	●
Hearthstone (19)	●	●			
Melrose (39)	●	●			
Midnight Blue (45)	●	●			
Mountain Cedar (17)	●	●			
Natural Clay (60)	●	●		●	●
Oxford Blue (32)	●	●			
Pacific Blue (27)	●	●			
Sable Brown (29)	●	●			
Slate (44)	●	●			
Spruce (16)	●	●			
Suede (14)	●	●			
Terra Cotta (18)	●	●			
Musket Brown (49)	+	+		+	+

† Dimensions shown are nominal.

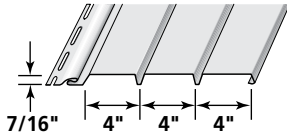
+ Soffit Use Only

Note: All vented soffits are soffit use only.

Value Soffit

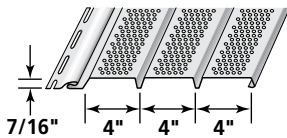
Vinyl Carpentry® Soffit & Vertical Siding

NEW
COLOR
TRIPLE 4" SOLID SOFFIT
(Soffit Use Only)



Product Code: 49216
Finish: Matte
Length: 12'
Thickness: .036"
Exposure: 12"†
Projection: 7/16"
Panels/Ctn.: 16
Square Ft./Ctn.: 192
Cartons/Pallet: 18
lbs./Ctn.: ≤74

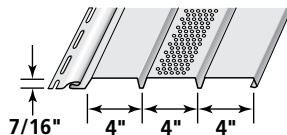
NEW
COLOR
TRIPLE 4" FULLY VENTED SOFFIT
(Soffit Use Only)



Product Code: 49224
Finish: Matte
Length: 12'
Thickness: .036"
Exposure: 12"†
Projection: 7/16"
Panels/Ctn.: 16
Square Ft./Ctn.: 192
Cartons/Pallet: 18
lbs./Ctn.: ≤72

Ventilation (NFA/Sq. Ft.: 5.9")

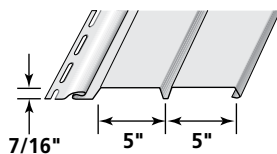
TRIPLE 4" CENTER VENTED SOFFIT
(Soffit Use Only)



Product Code: 49220
Finish: Matte
Length: 12'
Thickness: .036"
Exposure: 12"†
Projection: 7/16"
Panels/Ctn.: 16
Square Ft./Ctn.: 192
Cartons/Pallet: 18
lbs./Ctn.: ≤73

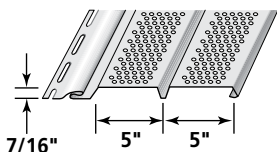
Ventilation (NFA/Sq. Ft.: 2")

DOUBLE 5" SOLID SOFFIT
(Soffit Use Only)



Product Code: 49204
Finish: Matte
Length: 12'
Thickness: .036"
Exposure: 10"
Projection: 7/16"
Panels/Ctn.: 20
Squares./Ctn.: 2
Cartons/Pallet: 17
lbs./Ctn.: ≤86

DOUBLE 5" FULLY VENTED SOFFIT
(Soffit Use Only)



Product Code: 49208
Finish: Matte
Length: 12'
Thickness: .036"
Exposure: 10"
Projection: 7/16"
Panels/Ctn.: 20
Squares./Ctn.: 2
Cartons/Pallet: 17
lbs./Ctn.: ≤83

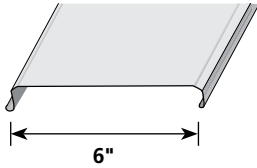
Ventilation (NFA/Sq. Ft.: 6.4")

† Dimensions shown are nominal.
≤ Heaviest weight listed – varies by color.

Product Code	49216 Triple 4" Solid Soffit (Soffit use only) (Matte)	49224 Triple 4" Fully Vented Soffit (Soffit use only) (Matte)	49220 Triple 4" Center Vented Soffit (Soffit use only) (Matte)	49204 Double 5" Solid Soffit (Soffit use only) (Matte)	49208 Double 5" Fully Vented Soffit (Soffit use only) (Matte)
Colonial White (01)	●	●	●	●	●
Desert Tan (07)	●	●		●	●
Herringbone (04)	●	●			
Light Maple (55)	●	●			
Sandstone Beige (15)	●	●			
Savannah Wicker (59)	●	●		●	●
Snow (31)	●	●	●		
Sterling Gray (33)	●	●		●	●
Natural Clay (60)	●	●		●	●

Note: All Value soffits are soffit use only.

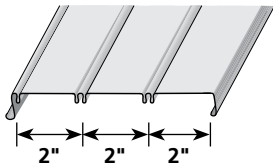
UNDERSHIELD CHAMFER PANEL



Product Code: 41102
 Finish: Matte
 Length: 16'
 Face: 6"
 Pieces/Ctn.: 16
 Lin. Ft. /Ctn.: 256
 Cartons/Pallet: 16
 lbs./Ctn.: ≤69

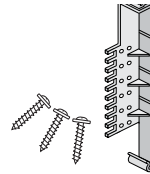
Product Code	41102 Chamfer Panel	41313 Triple 2" Beaded	56906 Fascia	57990 Grid Bar	57991 Clip Kit	57993 Grid Screw Kit
No Color				●	●	●
COLOR	Colonial White (01)	●	●	●		
	Savannah Wicker (59)	●	●	●		

UNDERSHIELD TRIPLE 2" BEADED



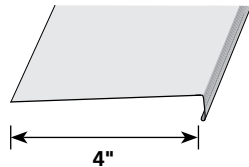
Product Code: 41313
 Finish: Matte
 Length: 16'
 Face: 6"
 Pieces/Ctn.: 16
 Lin. Ft. /Ctn.: 256
 Cartons/Pallet: 16
 lbs./Ctn.: ≤79

UNDERSHIELD CLIP KIT (Kit Includes 50 Clips with 100 #8 x 3/4" Stainless Steel Screws)




Product Code: 57991
 Pieces/Ctn.: 6
 lbs./Ctn.: ≤23

UNDERSHIELD FASCIA



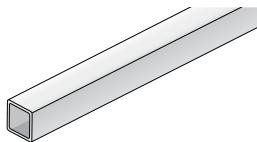
Product Code: 56906
 Finish: Matte
 Length: 16'
 Face: 4"
 Pieces/Ctn.: 16
 Lin. Ft. /Ctn.: 256
 Cartons/Pallet: 48
 lbs./Ctn.: ≤82

UNDERSHIELD GRID SCREW KIT (Kit Includes 100 #8 x 2-1/2" Stainless Steel Screws)



Product Code: 57993
 Pieces/Ctn.: 20
 lbs./Ctn.: ≤23

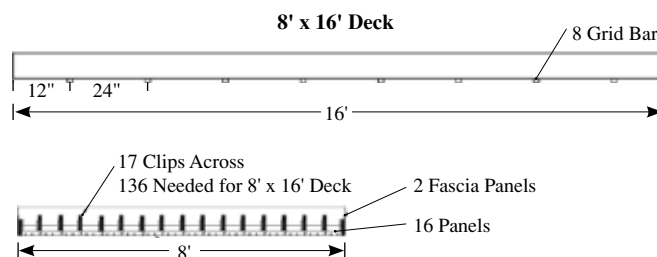
UNDERSHIELD GRID BAR



Product Code: 57990
 Length: 97-1/2"
 Face: 1-1/2"
 Pieces/Ctn.: 18
 Lin. Ft. /Ctn.: 146
 Cartons/Pallet: 24
 lbs./Ctn.: ≤64

Parts Needed for 8' x 16' Deck

Grid Bars: 8
 Clips: 136
 Panels: 16
 Fascia: 2
 2-1/2" Screws: 56



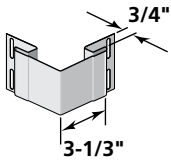
Corner Systems

Standard Face Dimension

Vinyl Carpentry® Accessories

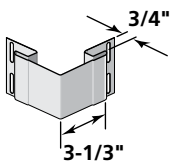
NEW 3/4" CORNERPOST
-10' WOODGRAIN

COLORS



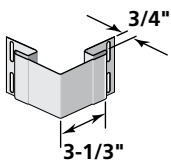
Product Code: 51401
 Finish: Woodgrain
 Length: 10'
 Face: 3-1/3"
 Pieces/Ctn.: 10
 Lin. Ft. /Ctn.: 100
 Cartons/Pallet: 15
 lbs./Ctn.: ≤39

3/4" CORNERPOST
-10' MATTE



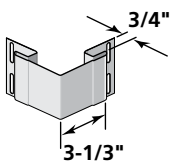
Product Code: 51404
 Finish: Matte
 Length: 10'
 Face: 3-1/3"
 Pieces/Ctn.: 10
 Lin. Ft. /Ctn.: 100
 Cartons/Pallet: 15
 lbs./Ctn.: ≤41

3/4" CORNERPOST
-12' WOODGRAIN



Product Code: 51402
 Finish: Woodgrain
 Length: 12'
 Face: 3-1/3"
 Pieces/Ctn.: 10
 Lin. Ft. /Ctn.: 120
 Cartons/Pallet: 15
 lbs./Ctn.: ≤46

3/4" CORNERPOST
-20' WOODGRAIN



Product Code: 51458
 Finish: Woodgrain
 Length: 20'
 Face: 3-1/3"
 Pieces/Ctn.: 6
 Lin. Ft. /Ctn.: 120
 Cartons/Pallet: 24
 lbs./Ctn.: ≤50

Product Code	51401 3/4" Cornerpost - 10' (Woodgrain)	51404 3/4" Cornerpost - 10' (Matte)	51402 3/4" Cornerpost - 12' (Woodgrain)	51458 3/4" Cornerpost - 20' (Woodgrain)
Colonial White (01)	●	●	●	●
Autumn Red (23)	●			
Autumn Yellow (10)	●			
Bermuda Blue (26)	●			
Brownstone (40)	●			
Buckskin (41)	●			
Canyon Blend (69)	●			
Castle Stone (37)	●			
Charcoal Gray (46)	●			
Cypress (42)	●	●		
Desert Tan (07)	●	●	●	
Espresso (43)	●			
Flagstone (97)	●			
Forest (47)	●			
Glacier Blend (67)	●			
Granite Gray (34)	●	●	●	
Green Tea (35)	●			
Hearthstone (19)	●			
Heritage Cream (11)	●	●	●	
Herringbone (04)	●	●	●	
Light Maple (55)	●	●	●	
Meadow Blend (68)	●			
Melrose (39)	●			
Midnight Blue (45)	●			
Mountain Cedar (17)	●			
Natural Clay (60)	●	●	●	
Oxford Blue (32)	●	●	●	
Pacific Blue (27)	●			
Sable Brown (29)	●			
Sandstone Beige (15)	●	●	●	
Savannah Wicker (59)	●	●	●	
Seagrass (30)	●	●		
Silver Ash (38)	●	●	●	
Slate (44)	●			
Snow (31)	●	●	●	●
Spruce (16)	●			
Sterling Gray (33)	●	●	●	
Suede (14)	●			
Terra Cotta (18)	●			
Arbor Blend (57)	●			
Arctic Blend (50)	●			
Cedar Blend Solid* (48)	★			
Frontier Blend (51)	●			
Timber Blend (52)	●			
Weathered Blend (53)	●			

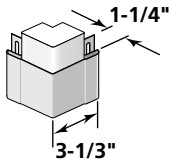
* Solid color accessory used with the Cedar Impressions Single 7" Cedar Blend panel.

★ Solid Color

Corner Systems

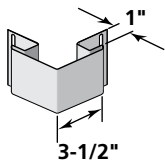
Standard Face Dimension

1-1/4" CORNERPOST -10' WOODGRAIN With Foam Insert



Product Code: 51412
 Finish: Woodgrain
 Length: 10'
 Face: 3-1/3"
 Pieces/Ctn.: 10
 Lin. Ft. /Ctn.: 100
 Cartons/Pallet: 12
 lbs./Ctn.: ≤42

1" CORNERPOST -10' WOODGRAIN

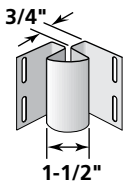


Product Code: 51409
 Finish: Woodgrain
 Length: 10'
 Face: 3-1/2"
 Pieces/Ctn.: 10
 Lin. Ft. /Ctn.: 100
 Cartons/Pallet: 12
 lbs./Ctn.: ≤50

Corner Systems

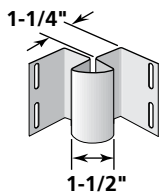
Inside

NEW 3/4" INSIDE CORNERPOST COLORS



Product Code: 51436
 Finish: Matte
 Length: 10'
 Face: 3/4"
 Pieces/Ctn.: 10
 Lin. Ft. /Ctn.: 100
 Cartons/Pallet: 24
 lbs./Ctn.: ≤29

1-1/4" INSIDE CORNERPOST



Product Code: 51446
 Finish: Matte
 Length: 10'
 Face: 1-1/4"
 Pieces/Ctn.: 10
 Lin. Ft. /Ctn.: 100
 Cartons/Pallet: 15
 lbs./Ctn.: ≤31

Vinyl Carpentry® Accessories

Product Code	51412 1-1/4" Cornerpost - 10' (Woodgrain)	51409 1" Cornerpost - 10' (Woodgrain)	51436 3/4" Inside Cornerpost (Matte)	51446 1-1/4" Inside Cornerpost (Matte)
Colonial White (01)	●	●	●	●
Autumn Red (23)	●	●	●	●
Autumn Yellow (10)			●	
Bermuda Blue (26)			●	
Brownstone (40)			●	
Buckskin (41)	●	●	●	●
Canyon Blend (69)			★	
Castle Stone (37)			●	
Charcoal Gray (46)	●	●	●	●
Cypress (42)	●	●	●	●
Desert Tan (07)	●	●	●	●
Espresso (43)			●	
Flagstone (97)	●	●	●	●
Forest (47)		●	●	
Glacier Blend (67)			★	
Granite Gray (34)	●	●	●	●
Green Tea (35)			●	
Hearthstone (19)		●	●	
Heritage Cream (11)	●		●	●
Herringbone (04)			●	
Light Maple (55)	●		●	●
Meadow Blend (68)			★	
Melrose (39)			●	
Midnight Blue (45)			●	
Mountain Cedar (17)		●	●	
Natural Clay (60)	●	●	●	●
Oxford Blue (32)	●		●	●
Pacific Blue (27)	●	●	●	●
Sable Brown (29)	●	●	●	●
Sandstone Beige (15)	●	●	●	●
Savannah Wicker (59)	●	●	●	●
Seagrass (30)		●	●	
Silver Ash (38)			●	
Slate (44)			●	
Snow (31)		●	●	
Spruce (16)	●	●	●	●
Sterling Gray (33)	●	●	●	●
Suede (14)			●	
Terra Cotta (18)		●	●	
Arbor Blend (57)			★	
Arctic Blend (50)			★	
Cedar Blend Solid* (48)			★	
Frontier Blend (51)			★	
Timber Blend (52)			★	
Weathered Blend (53)			★	

* Solid color accessory used with the Cedar Impressions Single 7" Cedar Blend panel.

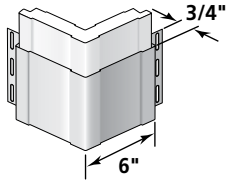
★ Solid Color

Corner Systems

Wide Faced Dimension

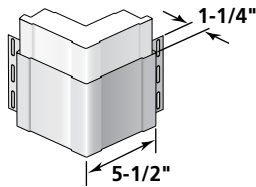
Vinyl Carpentry® Accessories

TRADITIONAL SUPERCORNER™ With Foam Insert



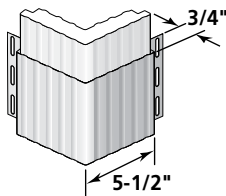
Product Code: 51420
 Finish: Matte
 Length: 20'
 Pieces/Ctn.: 6
 Lin. Ft. /Ctn.: 120
 Cartons/Pallet: 9
 lbs./Ctn.: ≤77

1-1/4" TRADITIONAL SUPERCORNER™ With Foam Insert



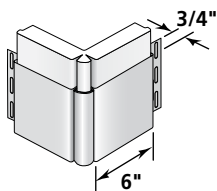
Product Code: 51447
 Finish: Matte
 Length: 20'
 Pieces/Ctn.: 6
 Lin. Ft. /Ctn.: 120
 Cartons/Pallet: 8
 lbs./Ctn.: ≤80

FLUTED SUPERCORNER™ With Foam Insert



Product Code: 51424
 Finish: Matte
 Length: 20'
 Pieces/Ctn.: 6
 Lin. Ft. /Ctn.: 120
 Cartons/Pallet: 10
 lbs./Ctn.: ≤81

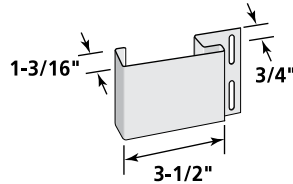
BEADED SUPERCORNER™ With Foam Insert



Product Code: 51416
 Finish: Matte
 Length: 20'
 Pieces/Ctn.: 6
 Lin. Ft. /Ctn.: 120
 Cartons/Pallet: 8
 lbs./Ctn.: ≤95

Product Code	51420 Traditional SuperCorner With Foam Insert	51447 1-1/4" Traditional SuperCorner With Foam Insert	51424 Fluted SuperCorner With Foam Insert	51416 Beaded SuperCorner With Foam Insert	54706 3-1/2" Lineal	54712 5" Lineal
Colonial White (01)	●	●	●	●	●	●
Desert Tan (07)	●				●	●
Granite Gray (34)	●				●	
Heritage Cream (11)	●				●	
Herringbone (04)					●	
Light Maple (55)	●				●	
Natural Clay (60)	●	●			●	●
Pacific Blue (27)					●	
Sandstone Beige (15)	●				●	●
Savannah Wicker (59)	●				●	●
Seagrass (30)					●	
Snow (31)	●		●		●	●
Sterling Gray (33)	●				●	

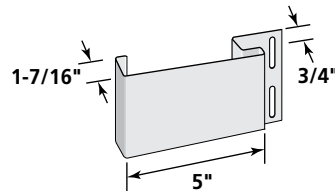
3-1/2" LINEAL



Product Code: 54706
 Finish: Matte
 Length: 20'
 Pieces/Ctn.: 10
 Lin. Ft. /Ctn.: 200
 Cartons/Pallet: 30
 lbs./Ctn.: ≤51

For use with a 4-piece corner system with starter (53607) and optional quarter-round insert (51438)

5" LINEAL



Product Code: 54712
 Finish: Matte
 Length: 20'
 Pieces/Ctn.: 10
 Lin. Ft. /Ctn.: 200
 Cartons/Pallet: 15
 lbs./Ctn.: ≤64

For use with a 4-piece corner system with starter (53607) and optional quarter-round insert (51438)

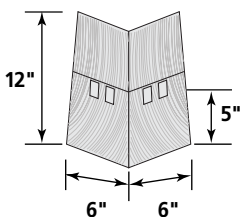
Corner Systems

Cedar Impressions

Polymer Siding Products

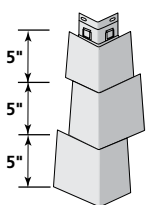
NEW INDIVIDUAL 5" SAWMILL CORNER

COLORS



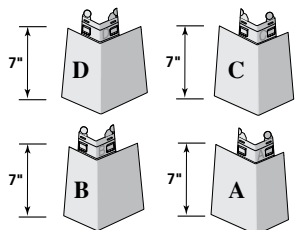
Product Code: 51405
 Finish: Sawmill
 Exposure: 5"
 Pieces/Ctn.: 24
 Lin. Ft./Ctn.: 10'
 Cartons/Pallet: 45
 lbs./Ctn.: ≤ 12

T5" STRAIGHT EDGE SAWMILL OFFSET MITERED CORNERPOST



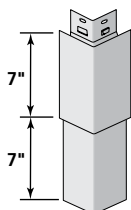
Product Code: 51406
 Finish: Sawmill
 Pieces/Ctn.: 32
 Lin. Ft./Ctn.: 40'
 Cartons/Pallet: 12
 lbs./Ctn.: ≤ 17

7" PERFECTION OFFSET MITERED CORNERPOSTS



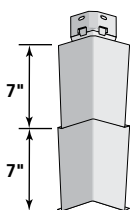
Product Code: 51459
 Finish: Perfection
 Length: 4 Pieces – 7" each
 Pieces/Ctn.: 40
 Lin. Ft./Ctn.: 23' 4"
 Cartons/Pallet: 24
 lbs./Ctn.: ≤ 15

D7" STRAIGHT EDGE PERFECTION MITERED CORNERPOST



Product Code: 51448
 Finish: Perfection
 Length: 14"
 Pieces/Ctn.: 20
 Lin. Ft./Ctn.: 23' 3"
 Cartons/Pallet: 32
 lbs./Ctn.: ≤ 14

D7" STRAIGHT EDGE PERFECTION MITERED INSIDE CORNERPOST



Product Code: 51453
 Finish: Perfection
 Length: 14"
 Pieces/Ctn.: 20
 Lin. Ft./Ctn.: 23' 3"
 Cartons/Pallet: 32
 lbs./Ctn.: ≤ 10

Product Code	51405 Individual 5" Sawmill Corner	51406 T5" Straight Edge Sawmill Offset Mitered Cornerpost	51459 7" Perfection Offset Mitered Cornerposts	51448 D7" Straight Edge Perfection Mitered Cornerpost	51453 D7" Straight Edge Perfection Mitered Inside Cornerpost
Colonial White (01)	●	●		●	●
Autumn Red (23)		●		●	●
Autumn Yellow (10)		●		●	●
Buckskin (41)		●		●	●
Charcoal Gray (46)		●		●	●
Cypress (42)		●		●	●
Desert Tan (07)		●		●	●
Flagstone (97)		●		●	●
Forest (47)		●		●	●
Granite Gray (34)		●		●	●
Hearthstone (19)		●		●	●
Heritage Cream (11)		●		●	●
Herringbone (04)		●		●	●
Light Maple (55)		●		●	●
Mountain Cedar (17)		●		●	●
Natural Clay (60)	●	●		●	●
Pacific Blue (27)		●		●	●
Sable Brown (29)		●		●	●
Savannah Wicker (59)	●	●		●	●
Seagrass (30)	●	●		●	●
Spruce (16)		●		●	●
Sterling Gray (33)	●	●		●	●
Terra Cotta (18)		●		●	●
▶ Cedar Blend (79)			●		
▶ Driftwood Blend (80)			●		
▶ Natural Blend (78)			●		
▶ Rustic Blend (82)			●		
Cedar Blend-Light (70)	●				
Cedar Blend-Med. (71)	●				
Cedar Blend-Dark (72)	●				
Driftwood Blend-L. (94)	●				
Driftwood Blend-M. (95)	●				
Driftwood Blend-D. (96)	●				
Natural Blend-Light (86)	●				
Natural Blend-Med. (87)	●				
Natural Blend-Dark (88)	●				
Rustic Blend-Light (73)	●				
Rustic Blend-Med. (74)	●				
Rustic Blend-Dark (75)	●				

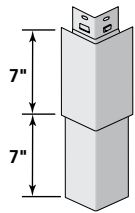
▶ CONSISTENT VARIEGATED COLOR THROUGHOUT THE CORNERS.
 Recommended trim color to coordinate with color blends:
 Natural Blend = Buckskin, Cedar Blend = Cedar Blend Solid,
 Driftwood Blend = Granite Gray or Charcoal Gray, Rustic Blend = Sable Brown

Corner Systems

Cedar Impressions

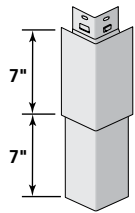
Vinyl Carpentry® Polymer Accessories

D7" STAGGERED PERFECTION MITERED CORNERPOST



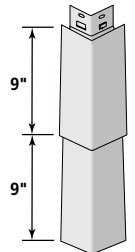
Product Code: 51451
 Finish: Perfection
 Length: 14"
 Pieces/Ctn.: 20
 Lin. Ft./Ctn.: 23' 3"
 Cartons/Pallet: 32
 lbs./Ctn.: ≤14

D7" STRAIGHT EDGE ROUGH-SPLIT MITERED CORNERPOST



Product Code: 51450
 Finish: Rough-Split
 Length: 14"
 Pieces/Ctn.: 20
 Lin. Ft./Ctn.: 23' 4"
 Cartons/Pallet: 24
 lbs./Ctn.: ≤17

D9" STAGGERED ROUGH-SPLIT MITERED CORNERPOST



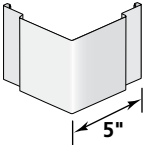
Product Code: 51432
 Finish: Rough-Split
 Length: 18-1/2"
 Pieces/Ctn.: 20
 Lin. Ft./Ctn.: 31
 Cartons/Pallet: 18
 lbs./Ctn.: ≤21

Product Code	51451 D7" Staggered Perfection Mitered Cornerpost	51450 D7" Straight Edge Rough-Split Mitered Cornerpost	51432 D9" Staggered Rough-Split Mitered Cornerpost	
Colonial White (01)	●	●	●	
Autumn Red (23)	●	●	●	
Autumn Yellow (10)	●			
Buckskin (41)	●	●	●	
Charcoal Gray (46)	●	●	●	
Cypress (42)	●	●	●	
Desert Tan (07)	●			
Flagstone (97)	●	●	●	
Forest (47)	●	●	●	
Granite Gray (34)	●	●	●	
Hearthstone (19)	●	●	●	
Heritage Cream (11)	●			
Herringbone (04)	●			
Light Maple (55)	●	●	●	
Mountain Cedar (17)	●	●	●	
Natural Clay (60)	●	●	●	
Pacific Blue (27)	●	●	●	
Sable Brown (29)	●	●	●	
Savannah Wicker (59)	●	●	●	
Seagrass (30)	●	●	●	
Spruce (16)	●	●	●	
Sterling Gray (33)	●	●	●	
Terra Cotta (18)	●	●	●	

Corner Systems Specialty

Vinyl Carpentry® Accessories

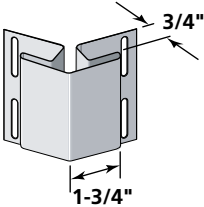
5" CORNER CAP



Product Code: 51440
 Finish: Matte
 Length: 10'
 Pieces/Ctn.: 5
 Lin. Ft. /Ctn.: 50
 Cartons/Pallet: 20
 lbs./Ctn.: ≤24

* For use with J-Channel

NEW BAY WINDOW CORNERPOST



Product Code: 51445
 Finish: Matte
 Length: 10'
 Face: 1-3/4"
 Pieces/Ctn.: 10
 Lin. Ft. /Ctn.: 100
 Cartons/Pallet: 21
 lbs./Ctn.: ≤32

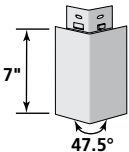
QUARTER ROUND INSERT



Product Code: 51438
 Finish: Matte
 Length: 20'
 Pieces/Ctn.: 10
 Lin. Ft. /Ctn.: 200
 Cartons/Pallet: 48
 lbs./Ctn.: ≤30

For use with 4-Piece Corner System
 (Refer to 3.5" & 5" lineals as well as starter)

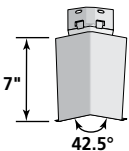
57" MITERED BAY WINDOW OUTSIDE CORNERPOST



Product Code: 51454
 Finish: Perfection
 Length: 7"
 Pieces/Ctn.: 20
 Lin. Ft. /Ctn.: 11' 8"
 Cartons/Pallet: 75
 lbs./Ctn.: ≤6

Works only with Cedar Impressions D7" Straight Edge Perfection Shingles

57" MITERED BAY WINDOW INSIDE CORNERPOST



Product Code: 51455
 Finish: Perfection
 Length: 7"
 Pieces/Ctn.: 20
 Lin. Ft. /Ctn.: 11' 8"
 Cartons/Pallet: 75
 lbs./Ctn.: ≤5

Works only with Cedar Impressions D7" Straight Edge Perfection Shingles

Product Code	51440 5" Corner Cap	51445 Bay Window Cornerpost	51438 Quarter Round Insert	51454 57" Mitered Bay Window Outside Cornerpost	51455 57" Mitered Bay Window Inside Cornerpost
Colonial White (01)	●	●	●	●	●
Autumn Red (23)		●		●	●
Autumn Yellow (10)		●		●	●
Buckskin (41)		●		●	●
Brownstone (40)		●			
Castle Stone (37)		●			
Charcoal Gray (46)		●		●	●
Cypress (42)		●		●	●
Desert Tan (07)		●		●	●
Espresso (43)		●			
Flagstone (97)		●		●	●
Forest (47)		●		●	●
Granite Gray (34)		●		●	●
Hearthstone (19)		●		●	●
Heritage Cream (11)		●		●	●
Herringbone (04)		●		●	●
Light Maple (55)		●		●	●
Melrose (39)		●			
Midnight Blue (45)		●			
Mountain Cedar (17)		●		●	●
Natural Clay (60)		●	●	●	●
Oxford Blue (32)		●			
Pacific Blue (27)		●		●	●
Sable Brown (29)		●		●	●
Sandstone Beige (15)		●			
Savannah Wicker (59)		●		●	●
Seagrass (30)		●		●	●
Silver Ash (38)		●			
Slate (44)		●			
Snow (31)		●	●		
Spruce (16)		●		●	●
Sterling Gray (33)		●		●	●
Suede (14)		●			
Terra Cotta (18)		●		●	●
PRIM Cedar Blend Solid* (48)		★			

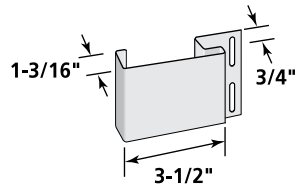
* Solid color accessory used with the Cedar Impressions Single 7" Cedar Blend panel.

★ Solid Color

Window & Door Trim

Vinyl Carpentry® Accessories

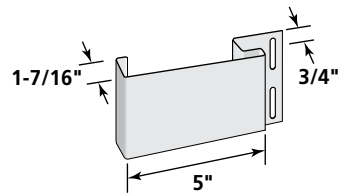
3-1/2" LINEAL



Product Code: 54706
 Finish: Matte
 Length: 20'
 Pieces/Ctn.: 10
 Lin. Ft. /Ctn.: 200
 Cartons/Pallet: 30
 lbs./Ctn.: ≤ 51

Use with new construction (53605) or remodeling (53606) window & door starter strips

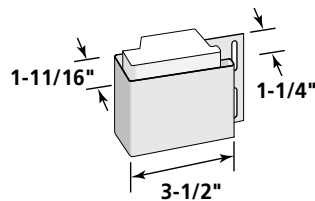
5" LINEAL



Product Code: 54712
 Finish: Matte
 Length: 20'
 Pieces/Ctn.: 10
 Lin. Ft. /Ctn.: 200
 Cartons/Pallet: 15
 lbs./Ctn.: ≤ 64

Use with new construction (53605) or remodeling (53606) window & door starter strips

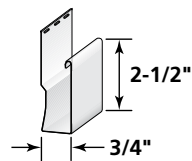
3-1/2" LINEAL With Foam Insert



Product Code: 54707
 Finish: Matte
 Length: 20'
 Pieces/Ctn.: 10
 Lin. Ft. /Ctn.: 200
 Cartons/Pallet: 23
 lbs./Ctn.: ≤ 63

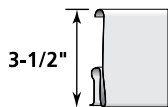
Use with new construction (53605) or remodeling (53606) window & door starter strips

2-1/2" WINDOW & DOOR CASING



Product Code: 55813
 Finish: Matte
 Length: 12' 6"
 Pieces/Ctn.: 20
 Lin. Ft. /Ctn.: 250
 Cartons/Pallet: 24
 lbs./Ctn.: ≤ 52

3-1/2" SNAP-ON LINEAL



Product Code: 54709
 Finish: Matte
 Length: 12' 6"
 Pieces/Ctn.: 24
 Lin. Ft. /Ctn.: 300
 Cartons/Pallet: 42
 lbs./Ctn.: ≤ 55

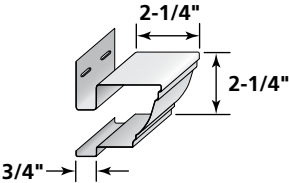
For use with J-Channel

Product Code	54706 3-1/2" Lineal	54712 5" Lineal	54707 3-1/2" Lineal With Foam Insert	55813 2-1/2" Window & Door Casing	54709 3-1/2" Snap-On Lineal
Colonial White (01)	●	●	●	●	●
Desert Tan (07)	●	●			
Granite Gray (34)	●				
Heritage Cream (11)	●				
Herringbone (04)	●				
Light Maple (55)	●				
Natural Clay (60)	●	●	●		
Pacific Blue (27)	●				
Sandstone Beige (15)	●	●			
Savannah Wicker (59)	●	●			
Seagrass (30)	●				
Snow (31)	●	●		●	
Sterling Gray (33)	●				

Window & Door Trim

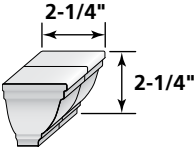
Vinyl Carpentry® Accessories

CROWN MOLDING



Product Code: 55804
 Finish: Matte
 Length: 10'
 Pieces/Ctn.: 10
 Lin. Ft. /Ctn.: 100
 Cartons/Pallet: 12
 lbs./Ctn.: ≤35

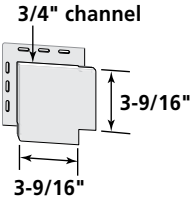
CROWN MOLDING CAP



Product Code: 55805
 Finish: Matte
 Pairs/Ctn.: 10
 Cartons/Pallet: 60
 lbs./Ctn.: ≤2

Each whole unit represents a pair and can be cut in half to create left and right end caps.

3-1/2" CORNER BLOCK



Product Code: 55802
 Finish: Matte
 Pairs/Ctn.: 10
 Cartons/Pallet: 60
 lbs./Ctn.: ≤4

For use with 3-1/2" lineals installed around windows and doors.

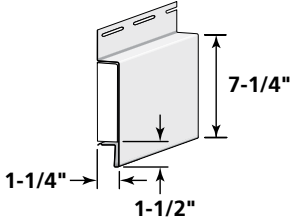
Product Code	55804 Crown Molding	55805 Crown Molding Cap	55802 3-1/2" Corner Block	
Colonial White (01)	●	●	●	
Desert Tan (07)			●	
Natural Clay (60)			●	
Sandstone Beige (15)			●	
Snow (31)	●	●	●	

Wall Transitions

Band Board

Vinyl Carpentry® Accessories

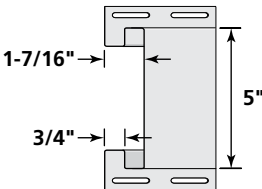
BAND BOARD With Foam Insert



Product Code: 55814
 Finish: Rough Cedar
 Length: 16' 8"
 Pieces/Ctn.: 5
 Lin. Ft. /Ctn.: 82' 5"
 Cartons/Pallet: 16
 lbs./Ctn.: ≤33

Dimensions shown as installed with Cornice Receiver

5" DOUBLE CHANNEL LINEAL



Product Code: 54714
 Finish: Matte
 Length: 18'
 Pieces/Ctn.: 10
 Lin. Ft. /Ctn.: 180
 Cartons/Pallet: 15
 lbs./Ctn.: ≤66

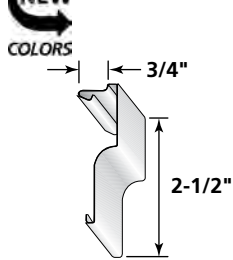
Product Code	55814 Band Board With Foam Insert	54714 5" Double Channel Lineal	
Colonial White (01)	●	●	
Desert Tan (07)	●		
Natural Clay (60)	●		
Snow (31)		●	

Soffit Transitions

Decorative

Vinyl Carpentry® Accessories

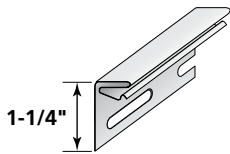
NEW CORNICE MOLDING



Product Code: 55817
 Finish: Matte
 Length: 12' 6"
 Pieces/Ctn.: 10
 Lin. Ft. /Ctn.: 125
 Cartons/Pallet: 64
 lbs./Ctn.: ≤ 16

For use with Cornice Receiver or Deluxe F-Channel

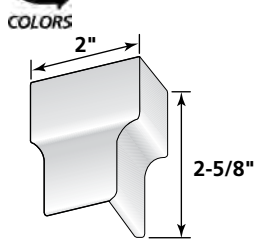
CORNICE RECEIVER



Product Code: 55812
 Finish: Matte
 Length: 12' 6"
 Pieces/Ctn.: 24
 Lin. Ft. /Ctn.: 300
 Cartons/Pallet: 35
 lbs./Ctn.: ≤ 28

For use with Cornice Molding, Finish Board and Band Board

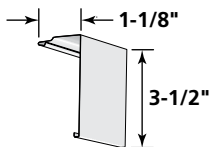
NEW CORNICE MOLDING CORNERPOST CAP



Product Code: 55808
 Finish: Matte
 Pieces/Ctn.: 20
 Cartons/Pallet: 120
 lbs./Ctn.: ≤ 1

For capping Cornice Molding over Mitered Cornerposts

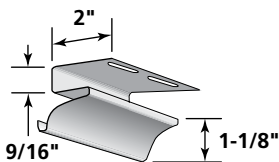
FINISH BOARD



Product Code: 55815
 Finish: Rough Cedar
 Length: 12' 6"
 Pieces/Ctn.: 10
 Lin. Ft. /Ctn.: 125
 Cartons/Pallet: 40
 lbs./Ctn.: ≤ 19

For use with Cornice Receiver

SOFFIT COVE TRIM



Product Code: 52501
 Finish: Matte
 Length: 12' 6"
 Channel: 1/2"
 Pieces/Ctn.: 24
 Lin. Ft. /Ctn.: 300
 Cartons/Pallet: 24
 lbs./Ctn.: ≤ 49

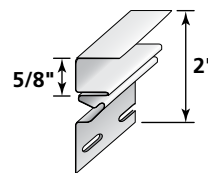
Standard soffit f-channels and h-bars all featured in "soffit trim" section

Product Code	55817 Cornice Molding	55812 Cornice Receiver	55808 Cornice Molding Cornerpost Cap	55815 Finish Board	52501 Soffit Cove Trim	52503 Deluxe F-Channel
No Color		●				●
Colonial White (01)	●		●	●	●	
Autumn Red (23)	●		●			
Autumn Yellow (10)	●		●			
Buckskin (41)	●		●	●		
Castle Stone (37)	●		●			
Cypress (42)	●		●	●		
Desert Tan (07)	●		●	●		
Flagstone (97)	●		●			
Forest (47)	●		●			
Granite Gray (34)	●		●	●		
Hearthstone (19)	●		●			
Heritage Cream (11)	●		●	●		
Herringbone (04)	●		●			
Light Maple (55)	●		●	●		
Midnight Blue (45)	●		●			
Mountain Cedar (17)	●		●			
Natural Clay (60)	●		●	●		
Oxford Blue (32)				●		
Pacific Blue (27)	●		●			
Sable Brown (29)	●		●			
Sandstone Beige (15)	●		●	●		
Savannah Wicker (59)	●		●	●		
Seagrass (30)	●		●			
Snow (31)	●		●			
Spruce (16)	●		●			
Sterling Gray (33)	●		●	●		
Suede (14)	●		●			
Terra Cotta (18)	●		●			
PRIM Cedar Blend Solid (48)	★					

* Solid color accessory used with the Cedar Impressions Single 7" Cedar Blend panel.

★ Solid Color

DELUXE F-CHANNEL



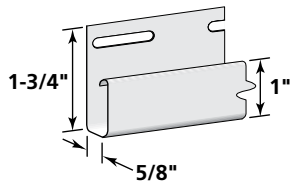
Product Code: 52503
 Finish: Matte
 Length: 12' 6"
 Channel: 5/8"
 Pieces/Ctn.: 24
 Lin. Ft. /Ctn.: 300
 Cartons/Pallet: 32
 lbs./Ctn.: ≤ 39

For use as soffit receiver and to receive Cornice Molding

J-Channel

Vinyl Carpentry® Accessories

3/8" POCKET J-CHANNEL



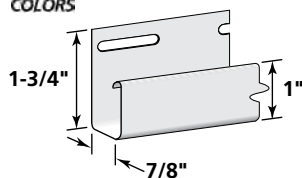
For use with Triple 2" Soffit

Product Code: 50306

Finish: Matte
Length: 12' 6"
Channel: 3/8"
Pieces/Ctn.: 48
Lin. Ft. /Ctn.: 600
Cartons/Pallet: 30
lbs./Ctn.: ≤ 55

NEW 1/2" POCKET J-CHANNEL

COLORS

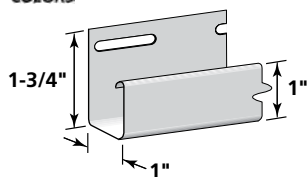


Product Code: 50305

Finish: Matte
Length: 12' 6"
Channel: 1/2"
Pieces/Ctn.: 48
Lin. Ft. /Ctn.: 600
Cartons/Pallet: 30
lbs./Ctn.: ≤ 58

NEW 5/8" POCKET J-CHANNEL

COLORS

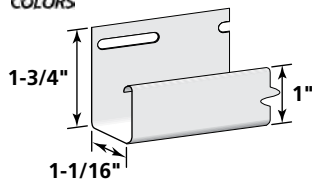


Product Code: 50310

Finish: Matte
Length: 12' 6"
Channel: 5/8"
Pieces/Ctn.: 48
Lin. Ft. /Ctn.: 600
Cartons/Pallet: 30
lbs./Ctn.: ≤ 60

NEW 3/4" POCKET J-CHANNEL

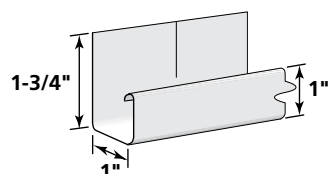
COLORS



Product Code: 50303

Finish: Matte
Length: 12' 6"
Channel: 3/4"
Pieces/Ctn.: 48
Lin. Ft. /Ctn.: 600
Cartons/Pallet: 25
lbs./Ctn.: ≤ 61

3/4" POCKET FLEXIBLE J-CHANNEL



Product Code: 50309

Finish: Matte
Length: 12' 6"
Channel: 3/4"
Pieces/Ctn.: 10
Lin. Ft. /Ctn.: 125
Cartons/Pallet: 50
lbs./Ctn.: ≤ 20

Product Code	50306 3/8" Pocket J-Channel	50305 1/2" Pocket J-Channel	50310 5/8" Pocket J-Channel	50303 3/4" Pocket J-Channel	50309 3/4" Pocket Flexible J-Channel
Colonial White (01)	●	●	●	●	
White (62)					●
Autumn Red (23)		●	●	●	
Autumn Yellow (10)		●	●	●	
Beige (65)					●
Bermuda Blue (26)		●		●	
Brownstone (40)		●	●	●	
Buckskin (41)		●	●	●	
Canyon Blend (69)				★	
Castle Stone (37)		●	●	●	
Charcoal Gray (46)		●	●	●	
Clay (63)					●
Cypress (42)		●	●	●	
Desert Tan (07)	●	●	●	●	
Espresso (43)		●	●	●	
Flagstone (97)		●	●	●	
Forest (47)		●	●	●	
Glacier Blend (67)				★	
Granite Gray (34)		●	●	●	
Gray (64)					●
Green Tea (35)		●		●	
Hearthstone (19)		●	●	●	
Heritage Cream (11)	●	●	●	●	
Herringbone (04)		●	●	●	
Light Maple (55)		●	●	●	
Meadow Blend (68)				★	
Melrose (39)			●	●	
Midnight Blue (45)		●	●	●	
Mountain Cedar (17)		●	●	●	
Natural Clay (60)	●	●	●	●	
Oxford Blue (32)		●	●	●	
Pacific Blue (27)		●	●	●	
Sable Brown (29)		●	●	●	
Sandstone Beige (15)	●	●	●	●	
Savannah Wicker (59)	●	●	●	●	
Seagrass (30)		●	●	●	
Silver Ash (38)		●		●	
Slate (44)		●	●	●	
Snow (31)	●	●	●	●	
Spruce (16)		●	●	●	
Sterling Gray (33)	●	●	●	●	
Suede (14)		●	●	●	
Terra Cotta (18)		●	●	●	
Arbor Blend (57)				★	
Arctic Blend (50)				★	
Cedar Blend Solid* (48)				★	
Frontier Blend (51)				★	
Musket Brown (49)		●			
Timber Blend (52)				★	
Weathered Blend (53)				★	

* Solid color accessory used with the Cedar Impressions Single 7" Cedar Blend panel.

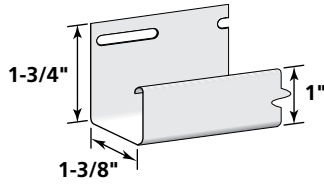
★ Solid Color

≤ Heaviest weight listed – varies by color.

J-Channel (continued)

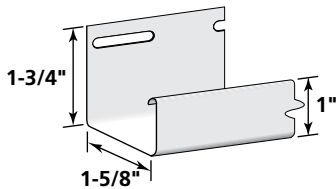
Vinyl Carpentry® Accessories

1" POCKET J-CHANNEL



Product Code: 50302
 Finish: Matte
 Length: 12' 6"
 Channel: 1"
 Pieces/Ctn.: 40
 Lin. Ft. /Ctn.: 500
 Cartons/Pallet: 30
 lbs./Ctn.: ≤ 59

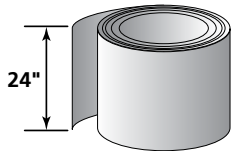
1-1/4" POCKET J-CHANNEL



Product Code: 50301
 Finish: Matte
 Length: 12' 6"
 Channel: 1-1/4"
 Pieces/Ctn.: 48
 Lin. Ft. /Ctn.: 600
 Cartons/Pallet: 20
 lbs./Ctn.: ≤ 79

Functional Trim

NEW TRIM COIL
 PVC Coated
 COLORS



Product Code: 56901
 Finish: Striated
 Length: 50'
 Thickness: .019"
 Width: 24"
 Rolls/Ctn.: 1
 Cartons/Pallet: 32
 lbs./Ctn.: ≤ 25

PVC coated one side only
 Do not use trim coil over treated lumber

Product Code	50302 1" Pocket J-Channel	50301 1-1/4" Pocket J-Channel	56901 Trim Coil	
Colonial White (01)	●	●	●	
Autumn Red (23)	●	●	●	
Autumn Yellow (10)			●	
Bermuda Blue (26)			●	
Brownstone (40)			●	
Buckskin (41)	●	●	●	
Canyon Blend (69)			★	
Castle Stone (37)			●	
Charcoal Gray (46)	●	●	●	
Cypress (42)	●	●	●	
Desert Tan (07)	●	●	●	
Espresso (43)			●	
Flagstone (97)	●	●	●	
Forest (47)	●		●	
Glacier Blend (67)			★	
Granite Gray (34)	●	●	●	
Green Tea (35)			●	
Hearthstone (19)	●		●	
Heritage Cream (11)		●	●	
Herringbone (04)			●	
Light Maple (55)		●	●	
Meadow Blend (68)			★	
Melrose (39)			●	
Midnight Blue (45)			●	
Mountain Cedar (17)	●		●	
Natural Clay (60)	●	●	●	
Oxford Blue (32)		●	●	
Pacific Blue (27)	●	●	●	
Sable Brown (29)	●	●	●	
Sandstone Beige (15)	●	●	●	
Savannah Wicker (59)	●	●	●	
Seagrass (30)	●		●	
Silver Ash (38)			●	
Slate (44)			●	
Snow (31)			●	
Spruce (16)	●	●	●	
Sterling Gray (33)	●	●	●	
Suede (14)			●	
Terra Cotta (18)	●		●	
Arbor Blend (57)			★	
Arctic Blend (50)			★	
Cedar Blend Solid* (48)			★	
Frontier Blend (51)			★	
Musket Brown (49)			●	
Timber Blend (52)			★	
Weathered Blend (53)			★	

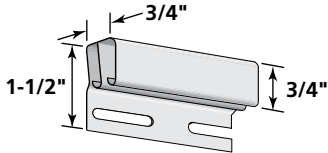
* Solid color accessory used with the Cedar Impressions Single 7" Cedar Blend panel.

★ Solid Color

Functional Trim (continued)

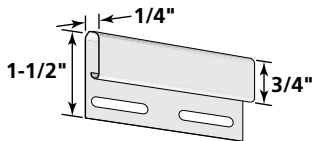
DUAL UNDERSILL TRIM

Product Code: 56916
 Finish: Matte
 Length: 12' 6"
 Pieces/Ctn.: 12
 Lin. Ft. /Ctn.: 150
 Cartons/Pallet: 84
 lbs./Ctn.: ≤22



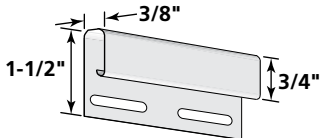
NEW COLORS
UNDERSILL TRIM

Product Code: 56904
 Finish: Matte
 Length: 12' 6"
 Pieces/Ctn.: 48
 Lin. Ft. /Ctn.: 600
 Cartons/Pallet: 35
 lbs./Ctn.: ≤46



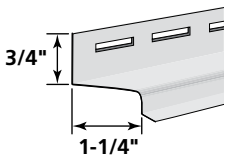
SHAKE/SHINGLE UNDERSILL TRIM

Product Code: 56917
 Finish: Matte
 Length: 12' 6"
 Pieces/Ctn.: 12
 Lin. Ft. /Ctn.: 150
 Cartons/Pallet: 84
 lbs./Ctn.: ≤13



DRIP CAP

Product Code: 56907
 Finish: Matte
 Length: 12' 6"
 Width: 1-1/4"
 Pieces/Ctn.: 24
 Lin. Ft. /Ctn.: 300
 Cartons/Pallet: 35
 lbs./Ctn.: ≤31

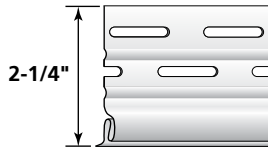


Product Code	56916 Dual Undersill Trim	56904 Undersill Trim	56917 Shake/Shingle Undersill Trim	56907 Drip Cap	
Colonial White (01)	●	●	●	●	
Autumn Red (23)		●	●		
Autumn Yellow (10)	●	●	●		
Bermuda Blue (26)	●	●			
Brownstone (40)		●			
Buckskin (41)	●	●	●		
Canyon Blend (69)		★			
Castle Stone (37)		●	●		
Charcoal Gray (46)		●	●		
Cypress (42)	●	●	●		
Desert Tan (07)	●	●	●		
Espresso (43)		●	●		
Flagstone (97)		●	●		
Forest (47)		●	●		
Glacier Blend (67)		★			
Granite Gray (34)	●	●	●		
Green Tea (35)	●	●			
Hearthstone (19)		●	●		
Heritage Cream (11)	●	●	●		
Herringbone (04)	●	●	●		
Light Maple (55)	●	●	●		
Meadow Blend (68)		★			
Melrose (39)		●			
Midnight Blue (45)		●	●		
Mountain Cedar (17)		●	●		
Natural Clay (60)	●	●	●		
Oxford Blue (32)	●	●			
Pacific Blue (27)		●	●		
Sable Brown (29)		●	●		
Sandstone Beige (15)	●	●			
Savannah Wicker (59)	●	●	●		
Seagrass (30)	●	●	●		
Silver Ash (38)	●	●			
Slate (44)		●	●		
Snow (31)	●	●			
Spruce (16)		●	●		
Sterling Gray (33)	●	●	●		
Suede (14)	●	●			
Terra Cotta (18)		●	●		
Arbor Blend (57)		★			
Arctic Blend (50)		★			
Cedar Blend Solid* (48)			★		
Frontier Blend (51)		★			
Timber Blend (52)		★			
Weathered Blend (53)		★			

* Solid color accessory used with the Cedar Impressions Single 7" Cedar Blend panel. ★ Solid Color

Starter Strips

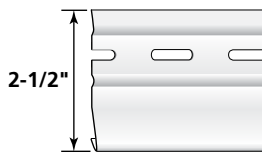
2-1/4" VINYL STARTER STRIP



Product Code: 53601
 Finish: Matte
 Length: 12' 6"
 Width: 2-1/4"
 Pieces/Ctn.: 40
 Lin. Ft. /Ctn.: 500
 Cartons/Pallet: 30
 lbs./Ctn.: ≤59

For use with all sidings except Cedar Impressions, CedarBoards, Monogram and Monogram XL.

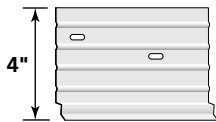
2-1/2" METAL STARTER STRIP



Product Code: 53602
 Finish: Mill
 Length: 10'
 Width: 2-1/2"
 Pieces/Ctn.: 50
 Lin. Ft. /Ctn.: 500
 Cartons/Pallet: 35
 lbs./Ctn.: ≤75

For use with all sidings except Cedar Impressions and CedarBoards.

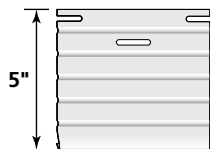
4" METAL SHINGLE STARTER STRIP



Product Code: 53610
 Finish: Mill
 Length: 10'
 Width: 4"
 Pieces/Ctn.: 25
 Lin. Ft. /Ctn.: 250
 Cartons/Pallet: 35
 lbs./Ctn.: ≤78

For use with Cedar Impressions Shake and Shingle Panels

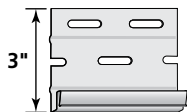
5" METAL STARTER STRIP



Product Code: 53604
 Finish: Mill
 Length: 10'
 Width: 5"
 Pieces/Ctn.: 25
 Lin. Ft. /Ctn.: 250
 Cartons/Pallet: 30
 lbs./Ctn.: ≤72

Remodeling Metal Starter Strip. For use with all sidings except Cedar Impressions and CedarBoards.

STARTER STRIP FOR CEDARBOARDS INSULATED SIDING

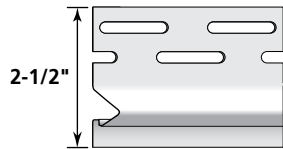


Product Code: 53609
 Finish: Matte
 Length: 12' 6"
 Width: 3"
 Pieces/Ctn.: 24
 Lin. Ft. /Ctn.: 300
 Cartons/Pallet: 35
 lbs./Ctn.: ≤44

Product Code	53601 2-1/4" Vinyl Starter Strip	53602 2-1/2" Metal Starter Strip	53610 4" Metal Shingle Starter Strip	53604 5" Metal Starter Strip	53609 Starter Strip for Insulated Siding
No Color	●	●	●	●	●

Starter Strips (continued)

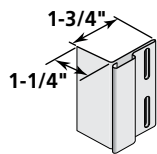
NEW CONSTRUCTION WINDOW & DOOR STARTER STRIP



For use with lineals

Product Code: 53605
 Finish: Matte
 Length: 10'
 Pieces/Ctn.: 36
 Lin. Ft. /Ctn.: 360
 Cartons/Pallet: 27
 lbs./Ctn.: ≤ 35

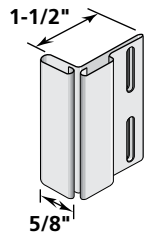
REMODELING WINDOW & DOOR STARTER STRIP



For use with lineals

Product Code: 53606
 Finish: Matte
 Length: 10'
 Pieces/Ctn.: 36
 Lin. Ft. /Ctn.: 360
 Cartons/Pallet: 38
 lbs./Ctn.: ≤ 50

CORNER STARTER STRIP



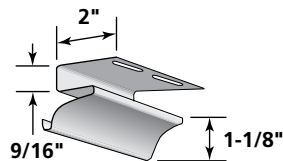
Use with 3-1/2" or 5" Lineal and Quarter Round Insert to create a 4-Piece Corner

Product Code: 53607
 Finish: Matte
 Length: 10'
 Pieces/Ctn.: 24
 Lin. Ft. /Ctn.: 240
 Cartons/Pallet: 40
 lbs./Ctn.: ≤ 38

Product Code	53605 New Construction Window & Door Starter Strip	53606 Remodeling Window & Door Starter Strip	53607 Corner Starter Strip	52501 Soffit Cove Trim	52506 3/4" F-Channel
No Color	●		●		
Colonial White (01)				●	●
Desert Tan (07)					●
Granite Gray (34)					●
Heritage Cream (11)					●
Herringbone (04)					●
Light Maple (55)					●
Natural Clay (60)					●
Sandstone Beige (15)					●
Savannah Wicker (59)					●
Snow (31)		●			●
Sterling Gray (33)					●

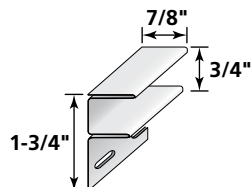
Soffit Trim

SOFFIT COVE TRIM



Product Code: 52501
 Finish: Matte
 Length: 12' 6"
 Channel: 1/2"
 Pieces/Ctn.: 24
 Lin. Ft. /Ctn.: 300
 Cartons/Pallet: 24
 lbs./Ctn.: ≤ 49

3/4" F-CHANNEL



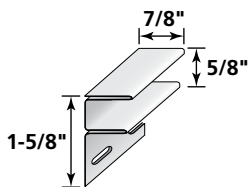
Product Code: 52506
 Finish: Matte
 Length: 12' 6"
 Channel: 3/4"
 Pieces/Ctn.: 24
 Lin. Ft. /Ctn.: 300
 Cartons/Pallet: 35
 lbs./Ctn.: ≤ 44

≤ Heaviest weight listed – varies by color.

Soffit Trim (continued)

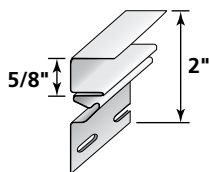
Vinyl Carpentry® Accessories

5/8" F-CHANNEL



Product Code: 52502
 Finish: Matte
 Length: 12' 6"
 Channel: 5/8"
 Pieces/Ctn.: 24
 Lin. Ft. /Ctn.: 300
 Cartons/Pallet: 35
 lbs./Ctn.: ≤39

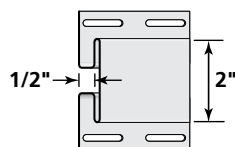
DELUXE F-CHANNEL



Product Code: 52503
 Finish: Matte
 Length: 12' 6"
 Channel: 5/8"
 Pieces/Ctn.: 24
 Lin. Ft. /Ctn.: 300
 Cartons/Pallet: 32
 lbs./Ctn.: ≤39

For use as soffit receiver and to receive Cornice Molding

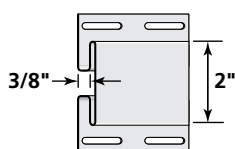
1/2" H-BAR



Product Code: 52504
 Finish: Matte
 Length: 12' 6"
 Channel: 1/2"
 Pieces/Ctn.: 10
 Lin. Ft. /Ctn.: 125
 Cartons/Pallet: 39
 lbs./Ctn.: ≤29

For use with most soffits and vertical siding

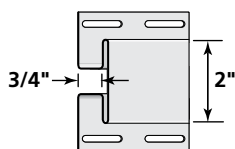
3/8" H-BAR



Product Code: 52505
 Finish: Matte
 Length: 12' 6"
 Channel: 3/8"
 Pieces/Ctn.: 10
 Lin. Ft. /Ctn.: 125
 Cartons/Pallet: 53
 lbs./Ctn.: ≤28

For use with Beaded Soffit

3/4" H-BAR



Product Code: 52507
 Finish: Matte
 Length: 12' 6"
 Channel: 3/4"
 Pieces/Ctn.: 10
 Lin. Ft. /Ctn.: 125
 Cartons/Pallet: 42
 lbs./Ctn.: ≤32

For use with Perimeter & Triple 3-1/3 InvisiVent & solid soffit.
 Can also be used with Monogram & Restoration Classic in horizontal applications.

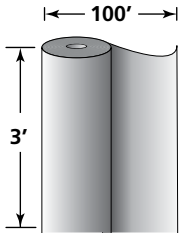
Product Code	52502 5/8" F-Channel	52503 Deluxe F-Channel	52504 1/2" H-Bar	52505 3/8" H-Bar	52507 3/4" H-Bar
No Color		●			
Colonial White (01)	●		●	●	●
Desert Tan (07)	●		●		●
Granite Gray (34)			●		
Heritage Cream (11)	●				
Herringbone (04)	●				
Light Maple (55)	●				
Natural Clay (60)	●		●		●
Sandstone Beige (15)	●		●		
Savannah Wicker (59)	●		●		●
Snow (31)	●		●	●	●
Sterling Gray (33)	●		●		
Musket Brown (49)	●				

CertaWrap™ Premium

Weather Resistant Barrier

House Wrap

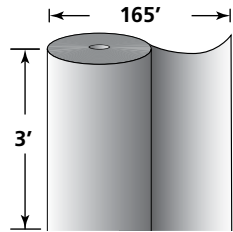
PREMIUM 3' x 100' ROLL



Product Code: 69230
 Finish: No Finish
 Length: 100'
 Width: 3'
 Thickness: 12.9 mils
 Rolls/Pallet: 144
 Sq. Ft./Roll: 300
 lbs./Roll: ≤7

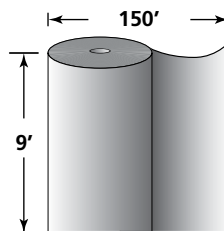
Product Code	69230	69236	69231	69237	69232	69233	69241
	Premium 3' x 100' Roll	Premium 3' x 165' Roll	Premium 4.5' x 200' Roll	Premium 5' x 200' Roll	Premium 9' x 100' Roll	Premium 9' x 150' Roll	Standard 9' x 100' Roll
Sandstone Beige (15)	●	●	●	●	●	●	
No Color (00)							●

PREMIUM 3' x 165' ROLL



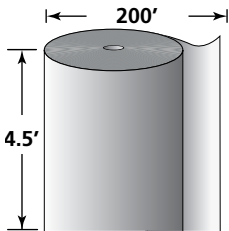
Product Code: 69236
 Finish: No Finish
 Length: 165'
 Width: 3'
 Thickness: 12.9 mils
 Rolls/Pallet: 96
 Sq. Ft./Roll: 495
 lbs./Roll: ≤12

PREMIUM 9' x 150' ROLL



Product Code: 69233
 Finish: No Finish
 Length: 150'
 Width: 9'
 Thickness: 12.9 mils
 Rolls/Pallet: 36
 Sq. Ft./Roll: 1,350
 lbs./Roll: ≤31

PREMIUM 4.5' x 200' ROLL

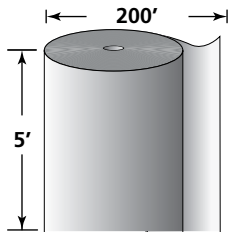


Product Code: 69231
 Finish: No Finish
 Length: 200'
 Width: 4.5'
 Thickness: 12.9 mils
 Rolls/Pallet: 32
 Sq. Ft./Roll: 900
 lbs./Roll: ≤20

CertaWrap™ Standard

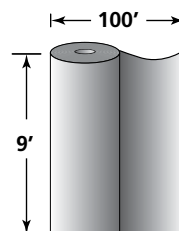
Housewrap

PREMIUM 5' x 200' ROLL



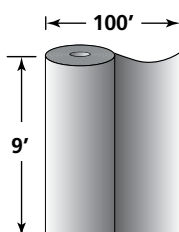
Product Code: 69237
 Finish: No Finish
 Length: 200'
 Width: 5'
 Thickness: 12.9 mils
 Rolls/Pallet: 32
 Sq. Ft./Roll: 1,000
 lbs./Roll: ≤22

STANDARD 9' x 100' ROLL



Product Code: 69241
 Finish: No Finish
 Length: 100'
 Width: 9'
 Thickness: 5.0 mils
 Rolls/Pallet: 78
 Sq. Ft./Roll: 900
 lbs./Roll: ≤15

PREMIUM 9' x 100' ROLL



**ASK ABOUT
CO-BRANDING!**

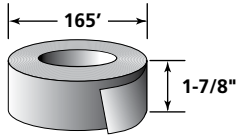
Product Code: 69232
 Finish: No Finish
 Length: 100'
 Width: 9'
 Thickness: 12.9 mils
 Rolls/Pallet: 40
 Sq. Ft./Roll: 900
 lbs./Roll: ≤21

9' x 100' is also available in a co-brand option.

CertaWrap™ Tape

House Wrap

CERTATAPE™
CONSTRUCTION TAPE
1-7/8" x 165' ROLL



Product Code: 69921
 Finish: No Finish
 Length: 165'
 Width: 1-7/8'
 Rolls/Case: 24
 lbs./Roll: 1 (approx.)
 Cases/Pallet: 48
 lbs./Ctn.: ≤18

Product Code	69921 1-7/8" x 165' Roll	
Sandstone Beige (15)	●	

For use to seal overlaps, seams, and penetrations

Tools

Tools

SHINGLE REPAIR KIT



Product Code: 57994
 Finish: No Finish
 Kits/Ctn.: 24
 Cartons/Pallet: 60
 lbs./Ctn.: ≤3

Use one kit to repair one Perfection, Half-Round or Rough-Split panel

MONOGRAM® ZIPPER TOOL



Product Code: 57999
 Finish: No Finish
 Pieces/Ctn.: 1
 Cartons/Pallet: 50
 lbs./Ctn.: ≤1

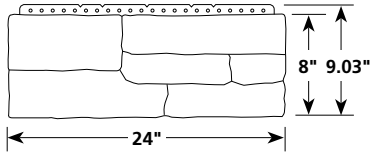
Panel removal tool for Monogram siding only

Product Code	57994 Shingle Repair Kit	57999 Monogram Zipper Tool	
No Color	●	●	

STONEfaçade™ & Accessories

Architectural Stone Cladding System

LEDGESTONE PANELS

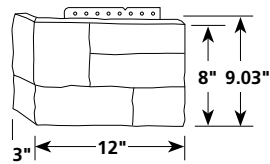


Product Code: 11000

Width: 24"
 Height: 8"
 Pkg. Wt.: 98 lbs.
 Sq. Ft./Ctn.: 7.99
 Pcs./Ctn.: 6
 Lin. Ft./Ctn.: 12
 Cartons/Pallet: 12

Note: Panels come in 3 different widths – 10", 14" and 24" (shown). All widths are randomly mixed within the cartons for installation ease. Number of pieces per carton vary from 6 or 7 depending on whether or not you have a pre-mixed carton.

LEDGESTONE LEFT CORNERS

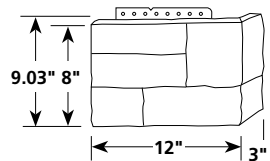


Product Code: 11201

Width: 9", 10-1/2",
 12"
 Height: 8"
 Pkg. Wt.: 56 lbs.
 Pcs./Ctn.: 6
 Lin. Ft./Ctn.: 4
 Cartons/Pallet: 15

Note: Corners come in 3 different widths – 9", 10-1/2" and 12" (shown). A carton of corners contains 2 of each size for installation ease. Please refer to the STONEfaçade installation instructions for directions on corner usage.

LEDGESTONE RIGHT CORNERS

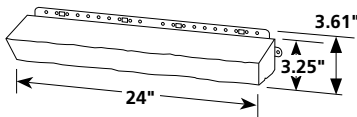


Product Code: 11202

Width: 9", 10-1/2",
 12"
 Height: 8"
 Pkg. Wt.: 56 lbs.
 Pcs./Ctn.: 6
 Lin. Ft./Ctn.: 4
 Cartons/Pallet: 15

Note: Corners come in 3 different widths – 9", 10-1/2" and 12" (shown). A carton of corners contains 2 of each size for installation ease. Please refer to the STONEfaçade installation instructions for directions on corner usage.

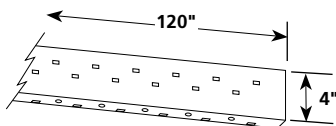
SILLS



Product Code: 11001

Width: 24"
 Height: 3.25"
 Pkg. Wt.: 71 lbs.
 Pcs./Ctn.: 5
 Lin. Ft./Ctn.: 10
 Cartons/Pallet: 15

STARTER STRIP



Product Code: 11301000

Width: 120"
 Height: 4"
 Pkg. Wt.: 100 lbs.
 Pcs./Ctn.: 25
 Lin. Ft./Ctn.: 250
 Cartons/Pallet: 35

	Product Code	11000 LedgeStone Panels	11201 LedgeStone Left Corners	11202 LedgeStone Right Corners	11001 Sills	11301000 Starter Strip
	No Color					●
COLOR	Adirondack Snowfall (503)	●	●	●		
	Appalachian Twilight (504)	●	●	●		
	Harbor Sunset (501)	●	●	●		
	Pocono Autumn (502)	●	●	●		
	Brown (505)				*	
	Dark Gray (506)				*	

* Sill Color Match for LedgeStone Panels:

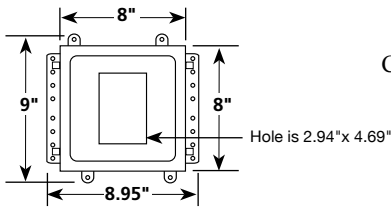
Harbor Sunset = Brown
 Pocono Autumn = Brown
 Adirondack Snowfall = Dark Gray
 Appalachian Twilight = Brown

STONEfaçade™ & Accessories

Architectural Stone Cladding System

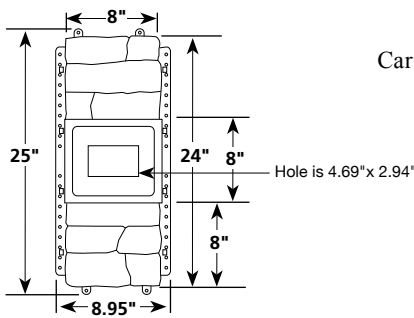
SINGLE COURSE ELECTRICAL BOX

Product Code: 11304
 Width: 8"
 Height: 8"
 Pkg. Wt.: 55 lbs.
 Pcs./Ctn.: 12
 Cartons/Pallet: 15



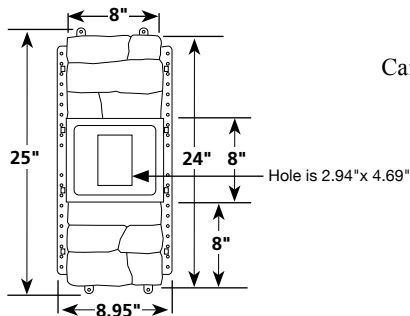
MULTICOURSE ELECTRICAL BOX HORIZONTAL OPENING

Product Code: 11302
 Width: 8"
 Height: 24"
 Pkg. Wt.: 67 lbs.
 Pcs./Ctn.: 4
 Cartons/Pallet: 15



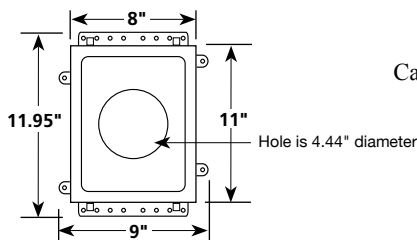
MULTICOURSE ELECTRICAL BOX VERTICAL OPENING

Product Code: 11303
 Width: 8"
 Height: 24"
 Pkg. Wt.: 67 lbs.
 Pcs./Ctn.: 4
 Cartons/Pallet: 15



SINGLE COURSE LIGHT BOX

Product Code: 11404
 Width: 8"
 Height: 11"
 Pkg. Wt.: 51 lbs.
 Pcs./Ctn.: 8
 Cartons/Pallet: 15

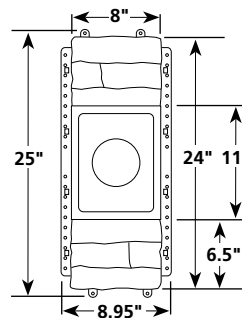


	Product Code	11304 Single Course Electrical Box	11302 Multicourse Electrical Box- Horizontal Opening	11303 Multicourse Electrical Box- Vertical Opening	11404 Single Course Light Box	11405 Multicourse Light Box
COLOR	Adirondack Snowfall (503)		●	●		●
	Appalachian Twilight (504)		●	●		●
	Harbor Sunset (501)		●	●		●
	Pocono Autumn (502)		●	●		●
	Brown (505)	*			*	
	Dark Gray (506)	*			*	

* Accessory Color Match of Single Course Electrical and Light Boxes:
 Harbor Sunset = Brown
 Pocono Autumn = Brown
 Adirondack Snowfall = Dark Gray
 Appalachian Twilight = Brown

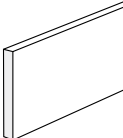
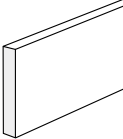
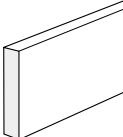
MULTICOURSE LIGHT BOX

Product Code: 11405
 Width: 8"
 Height: 24"
 Pkg. Wt.: 66 lbs.
 Pcs./Ctn.: 4
 Cartons/Pallet: 15





Trimboards

Smooth/Smooth, Natural White			CERTAPAK	FULL UNIT			HALF UNIT			
Nominal	Actual	Order Number*	PCS/UNIT	PCS/UNIT	LF/UNIT	Weight** lbs/UNIT	PCS/UNIT	LF/UNIT	Weight** lbs/UNIT	
 5/8 in.	5/8 in. x 6 in. x 18 ft.	5/8 in. x 5-1/2 in. x 18 ft.	11040618005F	4	160	2,880	2,791	—	—	—
	5/8 in. x 10 in. x 18 ft.	5/8 in. x 9-1/4 in. x 18 ft.	11041018005F	2	100	1,800	2,925	—	—	—
 3/4 in.	1 in. x 3 in. x 18 ft.	3/4 in. x 2-1/2 in. x 18 ft.	11050318005F	8	288	5,184	2,728	—	—	—
	1 in. x 4 in. x 18 ft.	3/4 in. x 3-1/2 in. x 18 ft.	11050418005	4	260	4,680	3,531	104	1,872	1,538
	1 in. x 5 in. x 18 ft.	3/4 in. x 4-1/2 in. x 18 ft.	11050518005F	4	200	3,600	3,494	—	—	—
	1 in. x 6 in. x 18 ft.	3/4 in. x 5-1/2 in. x 18 ft.	11050618005	4	160	2,880	3,425	64	1,152	1,656
	1 in. x 8 in. x 18 ft.	3/4 in. x 7-1/4 in. x 18 ft.	11050818005	2	108	1,944	3,101	48	864	1,655
	1 in. x 10 in. x 18 ft.	3/4 in. x 9-1/4 in. x 18 ft.	11051018005	2	90	1,620	3,265	40	720	1,737
	1 in. x 12 in. x 18 ft.	3/4 in. x 11-1/4 in. x 18 ft.	11051218005	2	72	1,296	3,191	32	576	1,700
	1 in. x 16 in. x 18 ft.	3/4 in. x 15-1/4 in. x 18 ft.	11051618005	2	54	972	3,611	24	432	1,721
 1 in.	5/4 in. x 4 in. x 18 ft.	1 in. x 3-1/2 in. x 18 ft.	11060418005	4	208	3,744	3,863	104	1,872	2,036
	5/4 in. x 5 in. x 18 ft.	1 in. x 4-1/2 in. x 18 ft.	11060518005F	4	160	2,880	3,029	—	—	—
	5/4 in. x 6 in. x 18 ft.	1 in. x 5-1/2 in. x 18 ft.	11060618005	4	128	2,304	3,659	64	1,152	1,934
	5/4 in. x 8 in. x 18 ft.	1 in. x 7-1/4 in. x 18 ft.	11060818005	2	96	1,728	3,622	48	864	1,916
	5/4 in. x 10 in. x 18 ft.	1 in. x 9-1/4 in. x 18 ft.	11061018005	2	80	1,440	3,829	40	720	2,019
	5/4 in. x 12 in. x 18 ft.	1 in. x 11-1/4 in. x 18 ft.	11061218005	2	64	1,152	3,734	32	576	1,972
	5/4 in. x 16 in. x 18 ft.	1 in. x 15-1/4 in. x 18 ft.	11061618005H	2	—	—	—	24	432	2,041

Bending: The ability to bend trimboards and profiles varies greatly based on board thickness and width, profile shape, bend radius, and heat source type. CertainTeed recommends reviewing our installation instructions or using a professional PVC bending resource.

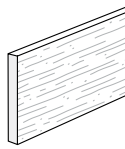
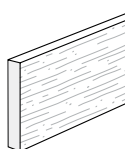
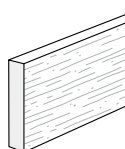
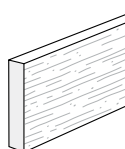
Special Order Program: CertainTeed has the ability to manufacture products in different lengths and widths that are not shown in this Specification Guide. We would be glad to discuss opportunities. Please contact your CertainTeed Territory Manager for product guidelines, minimum quantities and pricing.

*To order full units, add F to the end of the order number. To order a half unit, add H to the end of the order number, where applicable.

**Weights include pallet.



Trimboards

TrueTexture™ Woodgrain/Smooth, Natural White			CERTAPAK	FULL UNIT			HALF UNIT		
Nominal	Actual	Order Number*	PCS/UNIT	PCS/UNIT	LF/UNIT	Weight** lbs/UNIT	PCS/UNIT	LF/UNIT	Weight** lbs/UNIT
 5/8 in.	5/8 in. x 6 in. x 18 ft.	12040618005F	4	160	2,880	2,791	—	—	—
	5/8 in. x 8 in. x 18 ft.	12040818005F	2	120	2,160	2,765	—	—	—
	5/8 in. x 10 in. x 18 ft.	12041018005F	2	100	1,800	2,925	—	—	—
	5/8 in. x 12 in. x 18 ft.	12041218005F	2	80	1,440	2,851	—	—	—
 3/4 in.	1 in. x 4 in. x 12 ft.	12050412005F	4	260	3,120	2,341	—	—	—
	1 in. x 6 in. x 12 ft.	12050612005F	4	160	1,920	2,268	—	—	—
	1 in. x 8 in. x 12 ft.	12050812005F	2	108	1,296	2,132	—	—	—
	1 in. x 10 in. x 12 ft.	12051012005F	2	90	1,080	2,169	—	—	—
	1 in. x 12 in. x 12 ft.	12051212005F	2	72	864	2,119	—	—	—
	1 in. x 4 in. x 18 ft.	12050418005	4	260	4,680	3,531	104	1,872	1,538
 1 in.	1 in. x 5 in. x 18 ft.	12050518005F	4	200	3,600	3,535	—	—	—
	1 in. x 6 in. x 18 ft.	12050618005	4	160	2,880	3,425	64	1,152	1,514
	1 in. x 8 in. x 18 ft.	12050818005	2	108	1,944	3,101	48	864	1,655
	1 in. x 10 in. x 18 ft.	12051018005	2	90	1,620	3,265	40	720	1,737
	1 in. x 12 in. x 18 ft.	12051218005	2	72	1,296	3,191	32	576	1,700
	1 in. x 16 in. x 18 ft.	12051618005	2	54	972	3,611	24	432	1,721
	5/4 in. x 4 in. x 12 ft.	12060412005F	4	208	2,496	2,574	—	—	—
	5/4 in. x 6 in. x 12 ft.	12060612005F	4	128	1,536	2,439	—	—	—
5/4 in. x 8 in. x 12 ft.	12060812005F	2	96	1,152	2,415	—	—	—	
5/4 in. x 10 in. x 12 ft.	12061012005F	2	80	960	2,553	—	—	—	
5/4 in. x 12 in. x 12 ft.	12061212005F	2	64	768	2,489	—	—	—	
 1 in.	5/4 in. x 4 in. x 18 ft.	12060418005	4	208	3,744	3,861	104	1,872	2,036
	5/4 in. x 5 in. x 18 ft.	12060518005	4	160	2,880	3,029	—	—	—
	5/4 in. x 6 in. x 18 ft.	12060618005	4	128	2,304	3,659	64	1,152	1,935
	5/4 in. x 8 in. x 18 ft.	12060818005	2	96	1,728	3,622	48	864	1,916
	5/4 in. x 10 in. x 18 ft.	12061018005	2	80	1,440	3,829	40	720	2,019
	5/4 in. x 12 in. x 18 ft.	12061218005	2	64	1,152	3,734	32	576	1,972
	5/4 in. x 16 in. x 18 ft.	12061618005	2	—	—	—	24	432	2,041

*To order full units, add F to the end of the order number. To order a half unit, add H to the end of the order number, where applicable.

**Weights include pallet.



Trimboards

J-Pocket Smooth, Natural White				CERTAPAK	FULL UNIT			HALF UNIT		
Nominal	Actual	Order Number*	PCS/UNIT	PCS/UNIT	LF/UNIT	Weight** lbs/UNIT	PCS/UNIT	LF/UNIT	Weight** lbs/UNIT	
<p>Built-in J-Pocket for siding</p>	5/4 in. x 4 in. x 12 ft. J-Pocket	1 in. x 3-1/2 in. x 12 ft.	11160412005F	4	156	1,872	1,591	—	—	—
	5/4 in. x 6 in. x 12 ft. J-Pocket	1 in. x 5-1/2 in. x 12 ft.	11160612005F	4	96	1,152	1,344	—	—	—
	5/4 in. x 4 in. x 18 ft. J-Pocket	1 in. x 3-1/2 in. x 18 ft.	11160418005	4	156	2,808	2,400	104	1,872	1,663
	5/4 in. x 6 in. x 18 ft. J-Pocket	1 in. x 5-1/2 in. x 18 ft.	11160618005	4	96	1,728	2,028	64	1,152	1,411

J-Pocket TrueTexture™ Woodgrain, Natural White				CERTAPAK	FULL UNIT			HALF UNIT		
Nominal	Actual	Order Number*	PCS/UNIT	PCS/UNIT	LF/UNIT	Weight** lbs/UNIT	PCS/UNIT	LF/UNIT	Weight** lbs/UNIT	
<p>Built-in J-Pocket for siding</p>	5/4 in. x 4 in. x 12 ft. J-Pocket	1 in. x 3-1/2 in. x 12 ft.	12160412005F	4	156	1,872	1,591	—	—	—
	5/4 in. x 6 in. x 12 ft. J-Pocket	1 in. x 5-1/2 in. x 12 ft.	12160612005F	4	96	1,152	1,344	—	—	—
	5/4 in. x 4 in. x 18 ft. J-Pocket	1 in. x 3-1/2 in. x 18 ft.	12160418005	4	156	2,808	2,400	104	1,872	1,663
	5/4 in. x 6 in. x 18 ft. J-Pocket	1 in. x 5-1/2 in. x 18 ft.	12160618005	4	96	1,728	2,028	64	1,152	1,411



Fiber Cement Skirtboards

TrueTexture™ Woodgrain/Smooth, Natural White				CERTAPAK	FULL UNIT		
Nominal	Actual	Order Number*	PCS/UNIT	PCS/UNIT	LF/UNIT	Weight** lbs/UNIT	
	5/4 in. x 6 in. x 12 ft.	1 in. x 5-1/2 in. x 12 ft.	12360612005F	4	64	768	879
	5/4 in. x 8 in. x 12 ft.	1 in. x 7-1/4 in. x 12 ft.	12360812005F	2	48	576	1,018

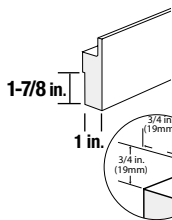
*To order full units, add F to the end of the order number. To order a half unit, add H to the end of the order number, where applicable.

**Weights include pallet.



Trimboards with Cut-Outs

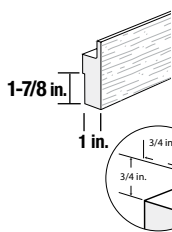
J-Pocket Smooth, Natural White



Nominal	Actual	Order Number*	CERTAPAK				FULL UNIT			HALF UNIT		
			PCS/UNIT	PCS/UNIT	LF/UNIT	Weight** lbs/UNIT	PCS/UNIT	LF/UNIT	Weight** lbs/UNIT			
5/4 in. x 4 in. x 18 ft.	1 in. x 3-1/2 in. x 18 ft.	11165018005	4	156	2,808	2,556	104	1,872	1,900			

Built-in J-Pocket for siding and cut-out for Window Flange

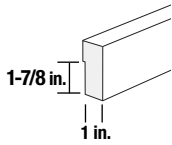
J-Pocket TrueTexture™ Woodgrain, Natural White



Nominal	Actual	Order Number*	CERTAPAK				FULL UNIT			HALF UNIT		
			PCS/UNIT	PCS/UNIT	LF/UNIT	Weight** lbs/UNIT	PCS/UNIT	LF/UNIT	Weight** lbs/UNIT			
5/4 in. x 4 in. x 18 ft. J-Pocket	1 in. x 3-1/2 in. x 18 ft.	12165018005	4	156	2,808	2,551	104	1,872	1,900			

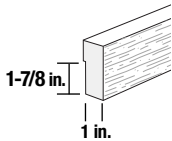
Built-in J-Pocket for siding and cut-out for Window Flange

Smooth, Natural White



Nominal	Actual	Order Number*	CERTAPAK				FULL UNIT			HALF UNIT		
			PCS/UNIT	PCS/UNIT	LF/UNIT	Weight** lbs/UNIT	PCS/UNIT	LF/UNIT	Weight** lbs/UNIT			
5/4 in. x 4 in. x 18 ft.	1 in. x 3-1/2 in. x 18 ft.	11065018005	4	156	2,808	4,611	104	1,872	2,409			

TrueTexture™ Woodgrain, Natural White

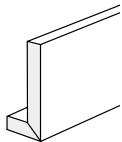


Nominal	Actual	Order Number*	CERTAPAK				FULL UNIT			HALF UNIT		
			PCS/UNIT	PCS/UNIT	LF/UNIT	Weight** lbs/UNIT	PCS/UNIT	LF/UNIT	Weight** lbs/UNIT			
5/4 in. x 4 in. x 18 ft.	1 in. x 3-1/2 in. x 18 ft.	12065018005	4	156	2,808	4,611	104	1,872	2,409			



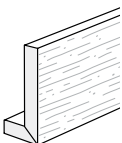
Fascia

Smooth, Natural White



Nominal	Actual	Order Number	CERTAPAK		FULL UNIT		
			PCS/UNIT	Weight** lbs/UNIT	PCS/UNIT	LF/UNIT	Weight** lbs/UNIT
3/4 in. x 8 in. x 18 ft.	3/4 in. x 7-1/4 in. x 18 ft.	11430818005F	2	1,205	36	648	1,205
3/4 in. x 10 in. x 18 ft.	3/4 in. x 9-1/4 in. x 18 ft.	11431018005F	2	1,260	32	576	1,260

TrueTexture™ Woodgrain, Natural White



Nominal	Actual	Order Number	CERTAPAK		FULL UNIT		
			PCS/UNIT	Weight** lbs/UNIT	PCS/UNIT	LF/UNIT	Weight** lbs/UNIT
3/4 in. x 8 in. x 18 ft.	3/4 in. x 7-1/4 in. x 18 ft.	13430818005F	2	1,205	36	648	1,205
3/4 in. x 10 in. x 18 ft.	3/4 in. x 9-1/4 in. x 18 ft.	13431018005F	2	1,260	32	576	1,260

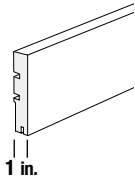
*To order full units, add F to the end of the order number. To order a half unit, add H to the end of the order number, where applicable.

**Weights include pallet.

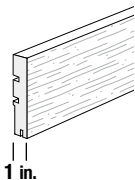


InvisiPro® Hidden Fastening System

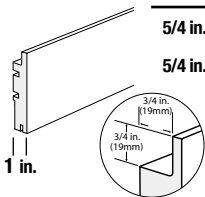
Trimboard (with grooves) Smooth, Natural White			CERTAPAK	HALF UNIT		
Nominal	Actual	Order Number	PCS/UNIT	PCS/UNIT	LF/UNIT	Weight** lbs/UNIT
5/4 in. x 4 in. x 10 ft.	1 in. x 3-1/2 in. x 10 ft.	11260410005H	4	104	1,040	1,108
5/4 in. x 6 in. x 10 ft.	1 in. x 5-1/2 in. x 10 ft.	11260610005H	4	64	640	1,075



Trimboard (with grooves) TrueTexture™ Woodgrain, Natural White			CERTAPAK	HALF UNIT		
Nominal	Actual	Order Number	PCS/UNIT	PCS/UNIT	LF/UNIT	Weight** lbs/UNIT
5/4 in. x 4 in. x 10 ft.	1 in. x 3-1/2 in. x 10 ft.	13260410005H	4	104	1,040	1,108
5/4 in. x 6 in. x 10 ft.	1 in. x 5-1/2 in. x 10 ft.	13260610005H	4	64	640	1,075

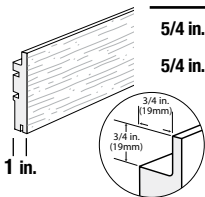


J-Pocket (with grooves) Smooth, Natural White			CERTAPAK	HALF UNIT		
Nominal	Actual	Order Number	PCS/UNIT	PCS/UNIT	LF/UNIT	Weight** lbs/UNIT
5/4 in. x 4 in. x 10 ft.	1 in. x 3-1/2 in. x 10 ft.	11360410005H	4	104	1,040	1,108
5/4 in. x 6 in. x 10 ft.	1 in. x 5-1/2 in. x 10 ft.	11360610005H	4	64	640	1,075



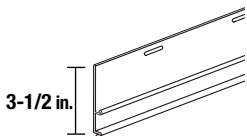
Built-in J-Pocket for siding

J-Pocket (with grooves) TrueTexture™ Woodgrain, Natural White			CERTAPAK	HALF UNIT		
Nominal	Actual	Order Number	PCS/UNIT	PCS/UNIT	LF/UNIT	Weight** lbs/UNIT
5/4 in. x 4 in. x 10 ft.	1 in. x 3-1/2 in. x 10 ft.	13360410005H	4	104	1,040	1,108
5/4 in. x 6 in. x 10 ft.	1 in. x 5-1/2 in. x 10 ft.	13360610005H	4	64	640	1,075



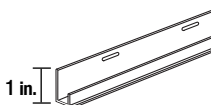
Built-in J-Pocket for siding

Nail Hem Flange* White			CARTONS		
Nominal Length	Actual Length	Order Number	PCS/CTN	LF/CTN	Weight† lbs/CTN
10 ft.	9 ft. 11-3/4 in.	60093910005C	36	360	54




*Same flange as used on One-Piece Corner

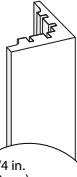
Starter Flange, White			CARTONS		
Nominal Length	Actual Length	Order Number	PCS/CTN	LF/CTN	Weight† lbs/CTN
10 ft.	9 ft. 11-3/4 in.	60053410001C	36	360	29

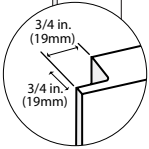


**Weights include pallet. †Weights include carton.

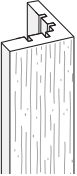
One-piece Corners

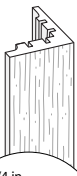
Smooth, Natural White				FULL UNIT			HALF UNIT		
Nominal	Actual	Order Number*	PCS/UNIT	LF/UNIT	Weight** lbs/UNIT	PCS/UNIT	LF/UNIT	Weight** lbs/UNIT	
	5/4 in. x 4 in. x 4 in. x 10 ft.	1 in. x 3-1/2 in. x 3-1/2 in. x 10 ft.	31060410005	72	720	1,288	36	360	693
	5/4 in. x 4 in. x 4 in. x 20 ft.	1 in. x 3-1/2 in. x 3-1/2 in. x 20 ft.	31060420005	72	1,440	2,499	36	720	1,422
	5/4 in. x 6 in. x 6 in. x 10 ft.	1 in. x 5-1/2 in. x 5-1/2 in. x 10 ft.	31060610005	48	480	1,370	24	240	734
	5/4 in. x 6 in. x 6 in. x 20 ft.	1 in. x 5-1/2 in. x 5-1/2 in. x 20 ft.	31060620005	48	960	2,772	24	480	1,502

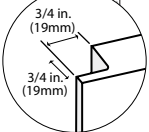
J-Pocket Smooth, Natural White				FULL UNIT			HALF UNIT		
Nominal	Actual	Order Number*	PCS/UNIT	LF/UNIT	Weight** lbs/UNIT	PCS/UNIT	LF/UNIT	Weight** lbs/UNIT	
	5/4 in. x 4 in. x 4 in. x 10 ft. J-Pocket	1 in. x 3-1/2 in. x 3-1/2 in. x 10 ft.	31160410005	72	720	1,059	36	360	579
	5/4 in. x 4 in. x 4 in. x 20 ft. J-Pocket	1 in. x 3-1/2 in. x 3-1/2 in. x 20 ft.	31160420005	72	1,440	2,095	36	720	1,163
	5/4 in. x 6 in. x 6 in. x 10 ft. J-Pocket	1 in. x 5-1/2 in. x 5-1/2 in. x 10 ft.	31160610005	48	480	1,129	24	240	615
	5/4 in. x 6 in. x 6 in. x 20 ft. J-Pocket	1 in. x 5-1/2 in. x 5-1/2 in. x 20 ft.	31160620005	48	960	2,157	24	480	1,128



Built-in J-Pocket for siding

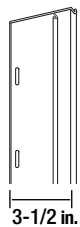
TrueTexture™ Woodgrain, Natural White				FULL UNIT			HALF UNIT		
Nominal	Actual	Order Number*	PCS/UNIT	LF/UNIT	Weight** lbs/UNIT	PCS/UNIT	LF/UNIT	Weight** lbs/UNIT	
	5/4 in. x 4 in. x 4 in. x 10 ft.	1 in. x 3-1/2 in. x 3-1/2 in. x 10 ft.	33060410005	72	720	1,288	36	360	693
	5/4 in. x 4 in. x 4 in. x 20 ft.	1 in. x 3-1/2 in. x 3-1/2 in. x 20 ft.	33060420005	72	1,440	2,499	36	720	1,365
	5/4 in. x 6 in. x 6 in. x 10 ft.	1 in. x 5-1/2 in. x 5-1/2 in. x 10 ft.	33060610005	48	480	1,370	24	240	734
	5/4 in. x 6 in. x 6 in. x 20 ft.	1 in. x 5-1/2 in. x 5-1/2 in. x 20 ft.	33060620005	48	960	2,772	24	480	1,502

J-Pocket TrueTexture™ Woodgrain, Natural White				FULL UNIT			HALF UNIT		
Nominal	Actual	Order Number*	PCS/UNIT	LF/UNIT	Weight** lbs/UNIT	PCS/UNIT	LF/UNIT	Weight** lbs/UNIT	
	5/4 in. x 4 in. x 4 in. x 10 ft. J-Pocket	1 in. x 3-1/2 in. x 3-1/2 in. x 10 ft.	33160410005	72	720	1,059	36	360	579
	5/4 in. x 4 in. x 4 in. x 20 ft. J-Pocket	1 in. x 3-1/2 in. x 3-1/2 in. x 20 ft.	33160420005	72	1,440	2,095	36	720	1,163
	5/4 in. x 6 in. x 6 in. x 10 ft. J-Pocket	1 in. x 5-1/2 in. x 5-1/2 in. x 10 ft.	33160610005	48	480	1,129	24	240	615
	5/4 in. x 6 in. x 6 in. x 20 ft. J-Pocket	1 in. x 5-1/2 in. x 5-1/2 in. x 20 ft.	33160620005	48	960	2,290	24	480	1,261



Built-in J-Pocket for siding

Nail Hem Flange*** White			CARTONS		
Nominal Length	Actual Length	Order Number	PCS/CTN	LF/CTN	Weight† lbs/CTN
10 ft.	9 ft. 11-3/4 in.	60093910005C	36	360	54



Two flanges needed per 10' corner; Four flanges needed per 20' corner

InvisiPro Hidden Fastening System Product

***Same flange as used on Trimboard and J-Pocket (with grooves)

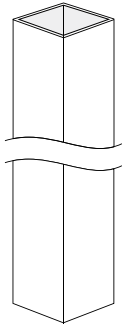
*To order full units, add F to the end of the order number. To order a half unit, add H to the end of the order number, where applicable.

**Weights include pallet. †Weights include carton.



Column Wraps

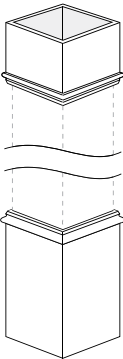
Column Wrap Smooth, Natural White



Column Wrap Smooth, Natural White			CERTAPAK	FULL UNIT		
Nominal	Actual	Order Number	PCS/UNIT	PCS/UNIT	LF/UNIT	Weight** lbs/UNIT
8 in. x 8 in. x 9 ft.	8 in. x 8 in. x 9 ft.	71380809005F	1	12	108	515
10 in. x 10 in. x 9 ft.	10 in. x 10 in. x 9 ft.	71301009005F	1	12	108	685

Must order Column Wrap and Trim Kit for complete Column.

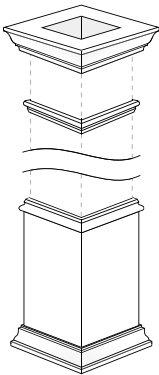
Classic Cap/Base Trim Kit* Smooth, Natural White



Classic Cap/Base Trim Kit* Smooth, Natural White			FULL UNIT		
Nominal	Actual	Order Number	PCS/UNIT	LF/UNIT	Weight** lbs/UNIT
8 in. x 8 in.	8 in. x 8 in.	61480801005F	4	n/a	57
10 in. x 10 in.	10 in. x 10 in.	61401001005F	4	n/a	66

*Column Wrap not included. Must order Column Wrap and Trim Kit for complete Column.

Estate Cap/Base Trim Kit* Smooth, Natural White

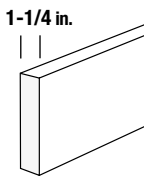


Estate Cap/Base Trim Kit* Smooth, Natural White			FULL UNIT		
Nominal	Actual	Order Number	PCS/UNIT	LF/UNIT	Weight** lbs/UNIT
8 in. x 8 in.	8 in. x 8 in.	61680801005F	4	n/a	61
10 in. x 10 in.	10 in. x 10 in.	61601001005F	4	n/a	73

*Column Wrap not included. Must order Column Wrap and Trim Kit for complete Column.

CustomCraft™ 1-1/2 in. Thick for Custom Fabrication

Trimboard Smooth/Smooth, Natural White



Trimboard Smooth/Smooth, Natural White			HALF UNIT		
Nominal	Actual	Order Number	PCS/UNIT	LF/UNIT	Weight** lbs/UNIT
1-1/2 in. x 10 in. x 18 ft.	1-1/4 in. x 9-1/4 in. x 18 ft.	11071018005H	20	360	1,456

Sheet Smooth/Smooth, Natural White

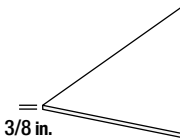
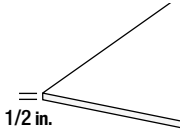
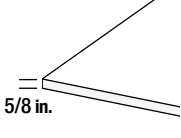
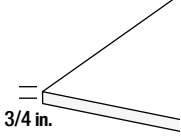
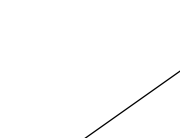
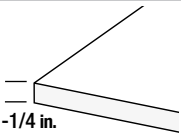
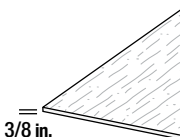
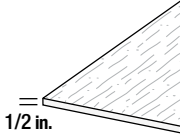


Sheet Smooth/Smooth, Natural White			HALF UNIT		
Nominal	Actual	Order Number	PCS/UNIT	LF/UNIT	Weight** lbs/UNIT
1-1/2 in. x 4 ft. x 8 ft.	1-1/4 in. x 4 ft. x 8 ft.	21074808005H	10	80	1,295

CustomCraft™ available in half units only.

**Weights include pallet.

Sheets

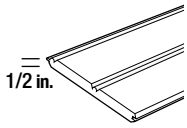
Smooth/Smooth, Natural White				FULL UNIT			HALF UNIT		
	Nominal	Actual	Order Number*	PCS/UNIT	LF/UNIT	Weight** lbs/UNIT	PCS/UNIT	LF/UNIT	Weight** lbs/UNIT
	3/8 in. x 4 ft. x 8 ft.	3/8 in. x 4 ft. x 8 ft.	21014808005	25	200	1,077	12	96	553
	3/8 in. x 4 ft. x 10 ft.	3/8 in. x 4 ft. x 10 ft.	21014810005	25	250	1,270	12	120	661
	3/8 in. x 4 ft. x 18 ft.	3/8 in. x 4 ft. x 18 ft.	21014818005	25	450	2,313	12	216	1,220
	1/2 in. x 4 ft. x 8 ft.	1/2 in. x 4 ft. x 8 ft.	21024808005	25	200	1,247	12	96	635
	1/2 in. x 4 ft. x 10 ft.	1/2 in. x 4 ft. x 10 ft.	21024810005	25	250	1,602	12	120	820
	1/2 in. x 4 ft. x 18 ft.	1/2 in. x 4 ft. x 18 ft.	21024818005	25	450	2,826	12	216	1,465
	5/8 in. x 4 ft. x 8 ft.	5/8 in. x 4 ft. x 8 ft.	21044808005	25	200	1,686	12	96	847
	5/8 in. x 4 ft. x 10 ft.	5/8 in. x 4 ft. x 10 ft.	21044810005	25	250	2,065	12	120	1,043
	5/8 in. x 4 ft. x 18 ft.	5/8 in. x 4 ft. x 18 ft.	21044818005	25	450	3,621	12	216	1,847
	3/4 in. x 4 ft. x 8 ft.	3/4 in. x 4 ft. x 8 ft.	21034808005	20	160	1,638	10	80	854
	3/4 in. x 4 ft. x 10 ft.	3/4 in. x 4 ft. x 10 ft.	21034810005	20	200	2,058	10	100	1,078
	3/4 in. x 4 ft. x 12 ft.	3/4 in. x 4 ft. x 12 ft.	21034812005	20	240	2,464	10	120	1,289
	3/4 in. x 4 ft. x 18 ft.	3/4 in. x 4 ft. x 18 ft.	21034818005	21	378	3,907	10	180	1,945
	3/4 in. x 4 ft. x 20 ft.	3/4 in. x 4 ft. x 20 ft.	21034820005	21	420	4,070	10	200	2,125
	1 in. x 4 ft. x 8 ft.	1 in. x 4 ft. x 8 ft.	21054808005	20	160	2,215	10	80	1,143
	1 in. x 4 ft. x 10 ft.	1 in. x 4 ft. x 10 ft.	21054810005	20	200	2,745	10	100	1,421
	1 in. x 4 ft. x 12 ft.	1 in. x 4 ft. x 12 ft.	21054812005	20	240	3,271	10	120	1,693
	1 in. x 4 ft. x 18 ft.	1 in. x 4 ft. x 18 ft.	21054818005	18	324	4,412	9	162	2,309
	1 in. x 4 ft. x 20 ft.	1 in. x 4 ft. x 20 ft.	21054820005	16	320	4,407	8	160	2,319
CustomCraft Sheet Smooth/Smooth, Natural White							HALF UNIT		
	Nominal	Actual	Order Number	CustomCraft available in half units only.			PCS/UNIT	LF/UNIT	Weight** lbs/UNIT
	1-1/2 in. x 4 ft. x 8 ft.	1-1/4 in. x 4 ft. x 8 ft.	21074808005H				10	80	1,295
TrueTexture™ Woodgrain/Smooth, Natural White				FULL UNIT			HALF UNIT		
	Nominal	Actual	Order Number*	PCS/UNIT	LF/UNIT	Weight** lbs/UNIT	PCS/UNIT	LF/UNIT	Weight** lbs/UNIT
	3/8 in. x 4 ft. x 8 ft.	3/8 in. x 4 ft. x 8 ft.	22014808005	25	200	1,077	12	96	553
	1/2 in. x 4 ft. x 8 ft.	1/2 in. x 4 ft. x 8 ft.	22024808005	25	200	1,247	12	96	634
	3/4 in. x 4 ft. x 8 ft.	3/4 in. x 4 ft. x 8 ft.	22034808005	20	160	1,638	10	80	854

*To order full units, add F to the end of the order number. To order a half unit, add H to the end of the order number, where applicable.

**Weights include pallet.

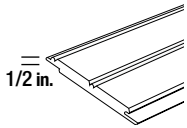
Beadboard Reversible Panels

Traditional Tongue & Groove, Natural White†				CERTAPAK	FULL UNIT			HALF UNIT		
Nominal	Actual	Order Number*	PCS/UNIT	PCS/UNIT	LF/UNIT	Weight** lbs/UNIT	PCS/UNIT	LF/UNIT	Weight** lbs/UNIT	
1/2 in. x 5-1/2 in. x 18 ft.	1/2 in. x 5-1/8 in. x 18 ft.	8300005	4	200	3,600	2,642	100	1,800	1,430	



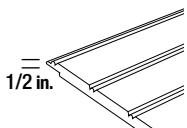
†Reversible beaded or channel repeat

2TL, TightLap, Natural White†				CERTAPAK	FULL UNIT			HALF UNIT		
Nominal	Actual	Order Number*	PCS/UNIT	PCS/UNIT	LF/UNIT	Weight** lbs/UNIT	PCS/UNIT	LF/UNIT	Weight** lbs/UNIT	
1/2 in. x 6 in. x 18 ft.	1/2 in. x 5-3/4 in. x 18 ft.	11225318005	4	224	4,032	2,648	96	1,728	1,255	



†Reversible beaded or channel repeat

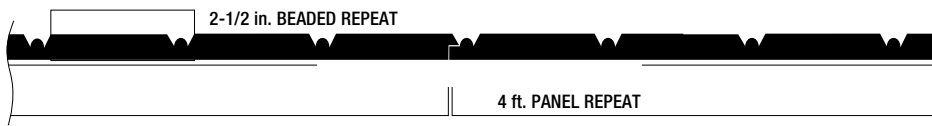
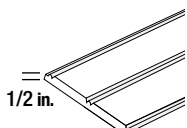
3TL, TightLap, Natural White†				CERTAPAK	FULL UNIT			HALF UNIT		
Nominal	Actual	Order Number*	PCS/UNIT	PCS/UNIT	LF/UNIT	Weight** lbs/UNIT	PCS/UNIT	LF/UNIT	Weight** lbs/UNIT	
1/2 in. x 8-1/2 in. x 18 ft.	1/2 in. x 8-1/4 in. x 18 ft.	11225418005	4	200	3,600	3,884	100	1,800	1,852	



†Reversible beaded or channel repeat

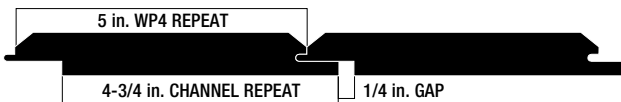
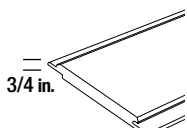
Beadboard Panels Non-Reversible Panels

Beaded, Natural White				FULL UNIT			HALF UNIT		
Nominal	Actual	Order Number*	PCS/UNIT	LF/UNIT	Weight** lbs/UNIT	PCS/UNIT	LF/UNIT	Weight** lbs/UNIT	
1/2 in. x 4 ft. x 8 ft.	1/2 in. x 4 ft. x 8 ft.	21224808005	25	200	1,218	12	96	621	
1/2 in. x 4 ft. x 10 ft.	1/2 in. x 4 ft. x 10 ft.	21224810005	25	250	1,709	12	120	872	



WP4/Nickel Gap Reversible Panel

WP4/Nickel Gap, TightLap™, Natural White†				CERTAPAK	FULL UNIT			HALF UNIT		
Nominal	Actual	Order Number*	PCS/UNIT	PCS/UNIT	LF/UNIT	Weight** lbs/UNIT	PCS/UNIT	LF/UNIT	Weight** lbs/UNIT	
3/4 in. x 6 in. x 18 ft.	3/4 in. x 5-3/4 in. x 18 ft.	11935318005F	4	72	1,296	1,800	—	—	—	

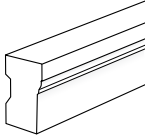
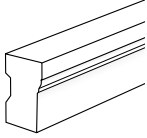
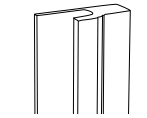
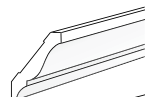
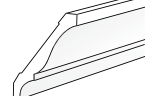
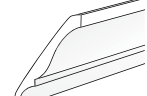
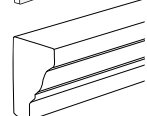
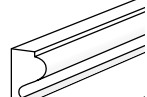
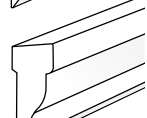
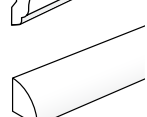
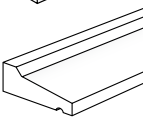
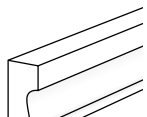
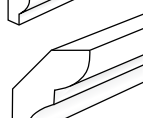



†Reversible WP4 or Nickel Gap repeat

*To order full units, add F to the end of the order number. To order a half unit, add H to the end of the order number, where applicable.

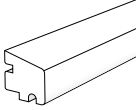
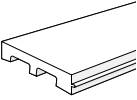
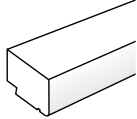
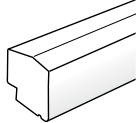
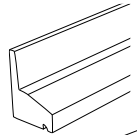
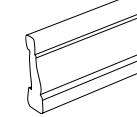
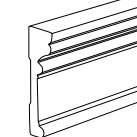
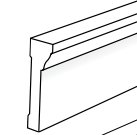
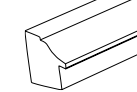
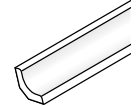
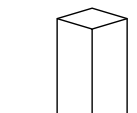
**Weights include pallet.

Profiles

Smooth, Satin Finish, Natural White		CARTONS			
Nominal/Actual	Order Number	Length	PCS/CTN	LF/CTN	Weight† lbs/CTN
BRICKMOULD					
 1-1/8 in. x 2 in. x 7 ft.	41020207005B	7 ft.	14	98	50
1-1/8 in. x 2 in. x 10 ft.	41020210005B	10 ft.	14	140	65
1-1/8 in. x 2 in. x 17 ft.	41020217005B	17 ft.	14	238	100
PAINT GRADE BRICKMOULD					
 1-1/8 in. x 2 in. x 7 ft.	41025107005B	7 ft.	14	98	45
1-1/8 in. x 2 in. x 10 ft.	41025100005B	10 ft.	14	140	60
1-1/8 in. x 2 in. x 17 ft.	41025116005B	17 ft.	14	238	100
J-CHANNEL BRICKMOULD					
 1-1/4 in. x 2 in. x 17 ft.	41151517005B	17 ft.	12	204	90
#49 CROWN					
 11/16 in. x 3-5/8 in. x 16 ft.	41040416005B	16 ft.	8	128	50
#47 CROWN					
 11/16 in. x 4-5/8 in. x 16 ft.	41040516005B	16 ft.	6	96	50
#45 CROWN					
 9/16 in. x 5-1/4 in. x 16 ft.	41041316005B	16 ft.	7	112	45
RAMS CROWN					
 1-13/32 in. x 2-1/16 in. x 16 ft.	41141616005B	16 ft.	8	128	55
BASE CAP					
 11/16 in. x 1-1/8 in. x 16 ft.	41070816005B	16 ft.	32	512	50
RAKE					
 1 in. x 2 in. x 16 ft.	41111216005B	16 ft.	10	160	50
QUARTER ROUND					
 3/4 in. x 3/4 in. x 16 ft.	41062116005B	16 ft.	38	608	65
DRIP CAP					
 11/16 in. x 1-5/8 in. x 16 ft.	41030316005B	16 ft.	22	352	60
SHINGLE MOULD					
 11/16 in. x 1-5/8 in. x 16 ft.	41080316005B	16 ft.	18	288	30
BED MOULD					
 9/16 in. x 1-5/8 in. x 16 ft.	41050616005B	16 ft.	24	384	50
LATTICE					
 1/4 in. x 1-1/2 in. x 16 ft.	41202016005B	16 ft.	50	800	75

†Weights include carton.

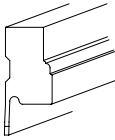
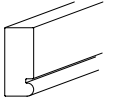
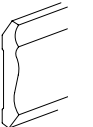
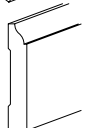
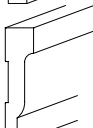
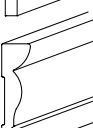
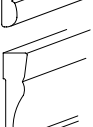
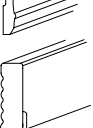
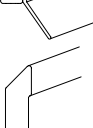
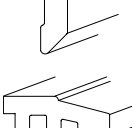
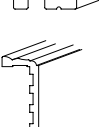
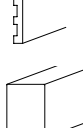
Profiles continued

Smooth, Satin Finish, Natural White		CARTONS				
Nominal/Actual	Order Number	Length	PCS/CTN	LF/CTN	Weight † lbs/CTN	
	SILL NOSE					
1-5/16 in. x 1-3/8 in. x 16 ft.	41101116005B	16 ft.	9	144	50	
	SILL					
1-1/4 in. x 5 in. x 16 ft.	41131416005B	16 ft.	3	48	50	
	HISTORIC SILL					
1-3/4 in. x 2-13/16 in. x 16 ft.	41122416005B	16 ft.	4	64	50	
	NEW ENGLAND SILL					
1-3/4 in. x 2-1/32 in. x 16 ft.	41123016005B	16 ft.	6	96	70	
	WATER TABLE					
2 in. x 2-3/4 in. x 16 ft.	41253216005B	16 ft.	5	80	60	
	356 CASING					
11/16 in. x 2-1/4 in. x 16 ft.	41181816005B	16 ft.	16	256	50	
	RB3 CASING					
1-7/64 in. x 3-7/16 in. x 16 ft.	41171716005B	16 ft.	8	128	55	
	BACK BAND					
1-3/16 in. x 4-1/2 in. x 16 ft.	41090916005B	16 ft.	4	64	45	
	ADJUSTABLE BACK BAND					
1-11/32 in. x 1-13/32 in. x 16 ft.	41161916005B	16 ft.	10	160	50	
	COVE MOULDING					
3/4 in. x 3/4 in. x 16 ft.	41192116005B	16 ft.	50	800	60	
	INSIDE CORNER POST					
1-1/4 in. x 1-1/4 in. x 10 ft.	41010110005B	10 ft.	9	90	30	

†Weights include carton.

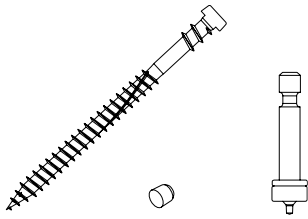
Special Order Profiles

Special Order Profiles must be ordered in full carton quantities. Extended lead times will apply. Contact your CertainTeed Territory Manager for product guidelines, minimum quantities and pricing.

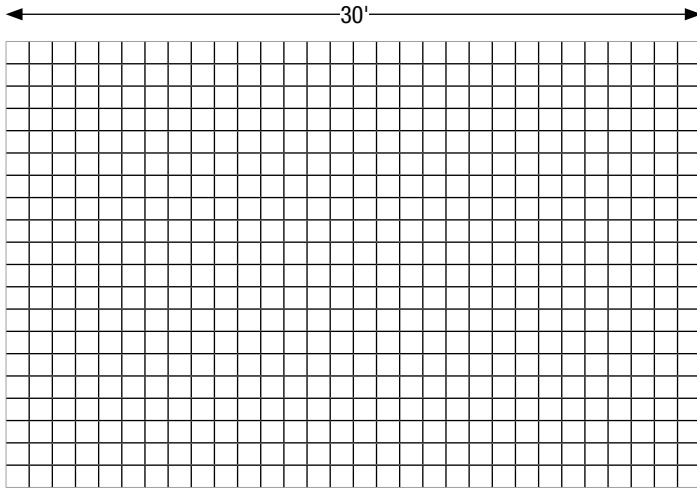
Smooth, Satin Finish, Natural White		CARTONS				
Nominal/Actual	Order Number	Length	PCS/CTN	LF/CTN	Weight† lbs/CTN	
FLANGED BRICKMOULD						
 1-1/4 in. x 2 in. x 17 ft.	41024617005B	17 ft.	12	204	100	
FLORIDA BRICKMOULD						
 11/16 in. x 1-5/8 in. x 17 ft.	41020317005B	17 ft.	28	476	140	
#49 CROWN SCANT						
 9/16 in. x 3-5/8 in. x 16 ft.	41044016005B	16 ft.	10	160	53	
#623 CENTURY BASEBOARD						
 9/16 in. x 3-1/4 in. x 16 ft.	41075016005B	16 ft.	10	160	55	
3" SHINGLE RAKE						
 3/4 in. x 3-1/8 in. x 16 ft.	41114116005B	16 ft.	10	160	60	
A-3 COLONIAL CASING						
 1/2 in. x 2 in. x 16 ft.	41184216005B	16 ft.	22	362	64	
A-6 CLASSIC CASING						
 9/16 in. x 2-3/4 in. x 16 ft.	41184316005B	16 ft.	14	224	47	
GARAGE DOOR STOP						
 7/16 in. x 1-15/16 in. x 16 ft.	41224716005B	16 ft.	14	224	40	
ATTIC (GABLE) VENT LOUVER						
 11/16 in. x 3-1/2 in. x 16 ft.	41214416005B	16 ft.	7	112	60	
ATTIC (GABLE) VENT SILL						
 1-1/8 in. x 3-1/4 in. x 16 ft.	41214516005B	16 ft.	5	80	65	
WINDOW SILL WITH CASING						
 2-3/16 in. x 6-3/4 in. x 16 ft.	41134916005B	16 ft.	2	32	45	
TRANSOM MULL						
 1-1/16 in. x 1-1/2 in. x 16 ft.	41134816005B	16 ft.	12	192	80	

†Weights include carton.

Cortex® Hidden Fastening System



Smooth – 2 in. Screws		CARTONS		
Description	Order Number	Boxes/CTN	Net Weight lbs/CTN	CTN/Pallet
50 LF Box - 75 screws (2 in.), 100 plugs, 1 setting tool	63180130005C	10	11	48
250 LF Box - 375 screws (2 in.), 400 plugs, 3 setting tools	63180135005C	6	27	52
750 LF Box - 1,125 screws (2 in.), 1,200 plugs, 6 setting tools	63180140005C	1	15	80
TrueTexture™ Woodgrain – 2 in. Screws		CARTONS		
Description	Order Number	Boxes/CTN	Net Weight lbs/CTN	CTN/Pallet
50 LF Box - 75 screws (2 in.), 100 plugs, 1 setting tool	63380130005C	10	11	48
250 LF Box - 375 screws (2 in.), 400 plugs, 3 setting tools	63380135005C	6	27	52
750 LF Box - 1,125 screws (2 in.), 1,200 plugs, 6 setting tools	63380140005C	1	15	80
Smooth – 2-3/4 in. Screws		CARTONS		
Description	Order Number	Boxes/CTN	Net Weight lbs/CTN	CTN/Pallet
250 LF Box - 375 screws (2-3/4 in.), 400 plugs, 3 setting tools	63182335005C	6	27	52
750 LF Box - 1,125 screws (2-3/4 in.), 1,200 plugs, 6 setting tools	63182340005C	1	15	80
TrueTexture Woodgrain – 2-3/4 in. Screws		CARTONS		
Description	Order Number	Boxes/CTN	Net Weight lbs/CTN	CTN/Pallet
250 LF Box - 375 screws (2-3/4 in.), 400 plugs, 3 setting tools	63382335005C	6	27	52



Railing Take-Off Sheet

Directions:

- We recommend making multiple copies of this form.
- Check each box below that applies to your application; Refer to your FRD Product Catalog (with MSRP pricing) to calculate job quote.
- Contact Customer Service for review and/or assistance.
- Use for both Residential & Commercial take-offs.

Type of Railing* & Color

- Oxford vinyl**
 White Almond Clay Warm Spice Rustic Rose Black
- Kingston vinyl**
 White Almond Clay Warm Spice Rustic Rose Black
- Panorama composite**
 White Almond Black

**Refer to the EverNew Railing Product Matrix to best determine which railing system works best for code application.*

Attachment Method

- Routed** (Oxford only) Wood Concrete
- Bracketed**
 Bracketed with concrete post support kit (vinyl only)
 Attached to post—sleeve over application
 Bracketed with post surface mount (composite only)

Height of Section

- 36" 42"

Type of Baluster Infill (not available in all sizes)

- Oxford vinyl** Square Classic Glass Aluminum
- Kingston vinyl** Square Traditional Aluminum
- Panorama composite** Square Composite
- Decorative Steel*:**
 Antique Bronze Finish Oil-Rubbed Bronze
 Straight Twist
 Single Basket Double Basket

**Baluster requires plug or insert for installation.*

Type of Post

- Square Newel (vinyl only)

Vinyl Post Cap Options (not available in all colors)

- Gothic Flat Internal Flat External Ball
- New England**
- Cap for Newel Posts** King Queen
- Solar Cap 5"x 5"** (includes adaptor for 4"x 4" posts)
 White Black Copper Stainless
- Solar Cap 4"x 4"**
 Antique Brown Antique Copper Antique Gold Antique Gray Patina
- Deco Post Cap (coordinates w/solar)**
 Antique Brown Antique Copper Antique Gold Antique Gray Patina

Composite Post Cap Option (not available in all colors)

- Pyramid

Solar Wedge

- White Black Copper Stainless

Vinyl Post Trim Options (not available in all colors)

- 1-Piece Post Trim (available in 4x4 & 5x5)
- 2-Piece Post Trim (available in 4x4)
- 4-Piece Post Trim (available in 4x4, 5x5, & 6x6)

Composite post trims included with post caps.

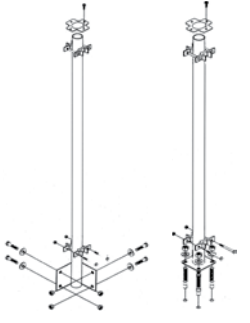
ADA Handrail Required?

- Yes No White Black


Porch Posts, Columns & Wraps (not available in all colors)

- Structural Vinyl Porch Posts**
 4x4 Colonial 5x5 Colonial 5x5 Square
- Structural Vinyl Columns**
 8" Round Non-Tapered 8" Round Tapered 10" Round Tapered 8" Square
- Certa-Snap Vinyl Post Wrap** 4 x 4 6 x 6

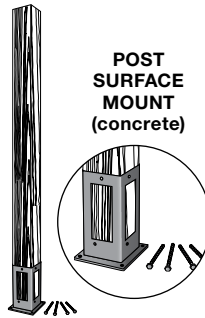
For Routed System – Oxford (Without Brackets)

 <p>WOOD CONCRETE</p>	Catalog No.	Routed Post Support Options	Packaged Quantity	Weight
	71450	Post Support Kit (concrete), flat (37-1/2" actual height), for routed system only	1	8.0
	71451	Post Support Kit (concrete), flat (43-1/2" actual height), for routed system only	1	8.0
	71452	Post Support Kit (concrete), stair (48" actual height), for routed system only	1	11.0
	71455	Post Support Kit (wood), flat (42-1/2" actual height)	1	9.5
	71456	Post Support Kit (wood), flat (49-1/2" actual height)	1	9.5
	71457	Post Support Kit (wood), stair (54" actual height)	1	9.5
Kit includes: welded pipe & plate; (2) E-Z set brackets, railing plate & screw; concrete anchors (concrete mount) or bolts (wood mount); nuts & washers				

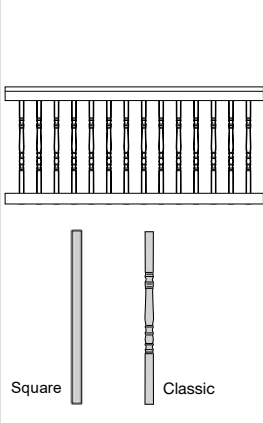
For Bracketed Systems – Oxford and Kingston

 <p>EZ SET II (concrete) THE MOUNT (wood or concrete)</p>	Catalog No.	Bracketed Post Support Options	Packaged Quantity	Weight	
	71455	Post Support Kit (wood), flat (42-1/2" actual height)	1	9.5	
	71456	Post Support Kit (wood), flat (49-1/2" actual height)	1	9.5	
	71457	Post Support Kit (wood), stair (54" actual height)	1	9.5	
	Kit includes: welded pipe & plate, (2) E-Z set brackets, railing plate & screw, bolts (wood mount), nuts & washers				
	714610	EZ Set II Bracketed Post Support Kit (concrete), flat (37-1/2 actual height) Kit includes: welded pipe & plate, (4) internal blocks, hardware and concrete anchors	1	8.0	
	714611	EZ Set II Bracketed Post Support Kit (concrete), flat (43-1/2 actual height) Kit includes: welded pipe & plate, (4) internal blocks, hardware and concrete anchors	1	8.0	
	714615	The Mount 36" height (includes 4" molded PVC guides)	1	12.0	
	714616	The Mount 42" height (includes 4" molded PVC guides)	1	14.0	
	714617	The Mount Mounting Hardware for Wood & Composite Applications Kit includes: (4) 5/16-18x1" bolts; (4) 5/16-18x6" bolts; (8) flat, SAE washers; (4) #10x3/4" self drilling screws; (1) post mount leveling plate; (1) post mount mounting plate; (4) 5/16-18 hex nuts; (1) bag of (16) #10x1.000 self drilling screws; (1) instruction sheet	1	3.6	
714618	The Mount Mounting Hardware for Concrete Applications Kit includes: (4) 5/16-18x1" bolts; (8) flat, SAE washers; (4) #10x3/4" self drilling screws; (1) post mount leveling plate; (1) bag of (16) #10x1.000 self drilling screws; (4) concrete anchors; (1) instruction sheet	1	1.5		

For Bracketed Systems – Panorama

 <p>POST SURFACE MOUNT (concrete)</p>	Catalog No.	Bracketed Post Support Options	Packaged Quantity	Weight
	70818	Post Surface Mount with Wood Insert Includes: 4"x 4" wood insert, mounting hardware for concrete surface and steel mounting plate	1	8.0

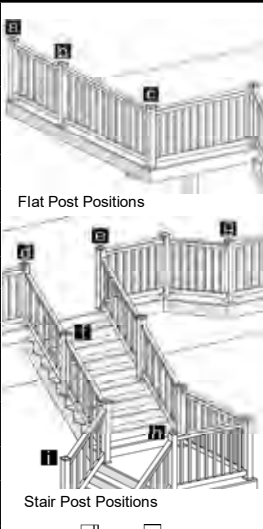
Catalog No.	Boxed Railing Kits (include top + bottom rails and balusters)	Actual Length	White	Almond	Clay	Warm Spice	Rustic Rose	Black	Packaged Quantity	Wt.
20970	6' Oxford Section, Square Balusters	71-1/2"	•	•	•	•	•	•	1	28.9
20978	8' Oxford Section, Square Balusters	95-1/2"	•	•	•	•	•	•	1	31.6
20986	10' Oxford Section, Square Balusters	119-1/2"	•	•	•	•	•	•	1	36.0
20472	6' Oxford Section, Classic Balusters	71-1/2"	•	•					1	28.9
20480	8' Oxford Section, Classic Balusters	95-1/2"	•	•					1	31.6
20488	10' Oxford Section, Classic Balusters	119-1/2"	•						1	36.0
STAIR		Stair Sections								
20971	6' Oxford Section, Square Balusters	71-1/2"	•	•	•	•	•	•	1	25.7
20979	8' Oxford Section, Square Balusters	95-1/2"	•	•	•	•	•	•	1	28.4
20987	10' Oxford Section, Square Balusters	119-1/2"	•						1	36.0
20473	6' Oxford Section, Classic Balusters	71-1/2"	•	•					1	25.7
20481	8' Oxford Section, Classic Balusters	95-1/2"	•	•					1	28.4
20489	10' Oxford Section, Classic Balusters	119-1/2"	•						1	36.0



Square Classic

Oxford Boxed Kits Without Brackets can be used with either brackets or routed post system.

Catalog No.	Posts	White	Almond	Clay	Warm Spice	Rustic Rose	Black	Packaged Quantity	Wt.
66153	End Post Flat (a) - 4" x 4" x 38"	•	•	•	•	•	•	1	4.0
66152	Line Post Flat (b) - 4" x 4" x 38"	•	•	•	•	•	•	1	4.0
66151	Corner Post Flat (c) - 4" x 4" x 38"	•	•	•	•	•	•	1	4.0
66156	Line Post 45° (g) - 4" x 4" x 38"	•	•	•	•	•	•	1	4.0
649538	Blank Post - 4" x 4" x 38"	•	•	•	•	•	•	1	4.1
Newel Posts - Flat									
749038	Blank Post - 4" x 4" x 38"	•						1	4.0
Square Posts - Stair									
64631L	Flat to Stair Corner Post Left (d) - 4" x 4" x 38"	•	•	•	•	•	•	1	4.0
64631R	Flat to Stair Corner Post Right (e) - 4" x 4" x 38"	•	•	•	•	•	•	1	4.0
66252	Line Post Stair (f) - 4" x 4" x 48"	•	•	•	•	•	•	1	5.0
64632	Flat to Stair Line Post (h) - 4" x 4" x 38"	•	•	•	•	•	•	1	4.0
66253	End Post Stair (i) - 4" x 4" x 48"	•	•	•	•	•	•	1	5.0
66558	Inground End Post Stair - 4" x 4" x 75"	•	•	•	•	•	•	1	7.0
649548	Blank Post - 4" x 4" x 48"	•	•	•	•	•	•	1	5.2
Newel Posts - Stair									
749044	Blank Post - 4" x 4" x 44"	•						1	4.5



Flat Post Positions

Stair Post Positions

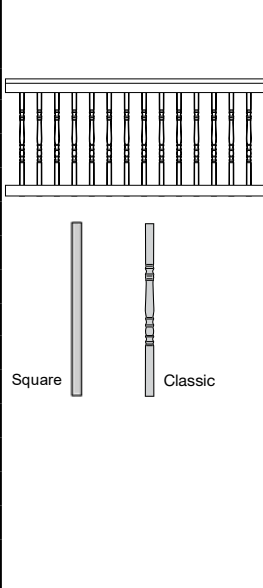
Square Post Newel Post

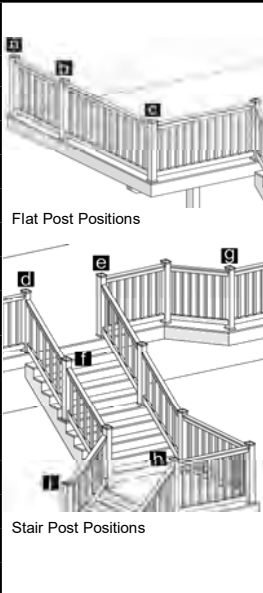
Refer to page 68 for mounting hardware and gate information.

Refer to page 74 for finishing accessories.

Refer to page 80 for porch posts, columns, and post wraps.

Almond Color: specify "AL" after part number.
 Clay Color: specify "C" after part number.
 Warm Spice Color: specify "WS" after part number.
 Rustic Rose Color: specify "RR" after part number.
 Black Color: specify "BK" after part number.

	Catalog No.	Boxed Railing Kits (include top + bottom rails and balusters)	Actual Length	White	Almond	Clay	Warm Spice	Rustic Rose	Black	Packaged Quantity	Wt.
	FLAT Flat Sections										
	20974	6' Oxford Section, Square Balusters	71-1/2"	•	•	•	•	•	•	1	31.1
	20982	8' Oxford Section, Square Balusters	95-1/2"	•	•	•	•	•	•	1	36.0
	20990	10' Oxford Section, Square Balusters	119-1/2"	•	•	•	•	•	•	1	37.8
	20476	6' Oxford Section, Classic Balusters	71-1/2"	•	•	•	•	•	•	1	31.1
	20484	8' Oxford Section, Classic Balusters	95-1/2"	•	•	•	•	•	•	1	36.0
	20492	10' Oxford Section, Classic Balusters	119-1/2"	•	•	•	•	•	•	1	37.8
STAIR Stair Sections											
	20975	6' Oxford Section, Square Balusters	71-1/2"	•	•	•	•	•	•	1	27.3
	20983	8' Oxford Section, Square Balusters	95-1/2"	•	•	•	•	•	•	1	36.0
	20991	10' Oxford Section, Square Balusters	119-1/2"	•	•	•	•	•	•	1	37.8
	20477	6' Oxford Section, Classic Balusters	71-1/2"	•	•	•	•	•	•	1	27.3
	20485	8' Oxford Section, Classic Balusters	95-1/2"	•	•	•	•	•	•	1	36.0
	20493	10' Oxford Section, Classic Balusters	119-1/2"	•	•	•	•	•	•	1	37.8
Oxford Boxed Kits Without Brackets can be used with either brackets or routed post system.											

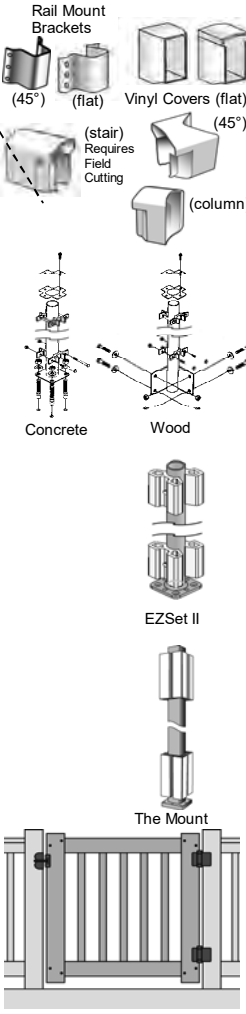
	Catalog No.	Square Posts	White	Almond	Clay	Warm Spice	Rustic Rose	Black	Packaged Quantity	Wt.
	Flat Sections									
	66163	End Post Flat (a) – 4" x 4" x 44"	•	•	•	•	•	•	1	5.0
	66162	Line Post Flat (b) – 4" x 4" x 44"	•	•	•	•	•	•	1	5.0
	66161	Corner Post Flat (c) – 4" x 4" x 44"	•	•	•	•	•	•	1	5.0
	66166	Line Post 45° (g) – 4" x 4" x 44"	•	•	•	•	•	•	1	5.0
	649544	Blank Post – 4" x 4" x 44"	•	•	•	•	•	•	1	4.7
Stair Posts										
	64641L	Flat to Stair Corner Post Left (d) – 4" x 4" x 44"	•	•	•	•	•	•	1	4.5
	64641R	Flat to Stair Corner Post Right (e) – 4" x 4" x 44"	•	•	•	•	•	•	1	4.5
	66462	Line Post Stair (f) – 4" x 4" x 51-1/2"	•	•	•	•	•	•	1	4.5
	64642	Flat to Stair Line Post (h) – 4" x 4" x 44"	•	•	•	•	•	•	1	4.5
	66463	End Post Stair (i) – 4" x 4" x 51-1/2"	•	•	•	•	•	•	1	5.5
	66568	Inground End Post Stair – 4" x 4" x 75"	•	•	•	•	•	•	1	7.5
	649552	Blank Post – 4" x 4" x 51-1/2"	•	•	•	•	•	•	1	5.7

Refer to page 69 for mounting hardware and gate information.

Refer to page 74 for finishing accessories.

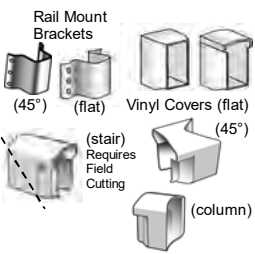
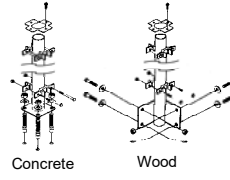
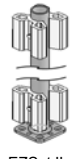
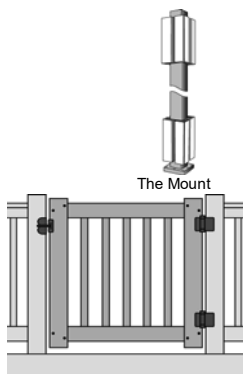
Refer to page 80 for porch posts, columns, and post wraps.

Almond Color: specify "AL" after part number.
 Clay Color: specify "C" after part number.
 Warm Spice Color: specify "WS" after part number.
 Rustic Rose Color: specify "RR" after part number.
 Black Color: specify "BK" after part number.

	Catalog No.	Mounting Hardware	White	Almond	Clay	Warm Spice	Rustic Rose	Black	Packaged Quantity	Wt.
	Bracket Hardware Options									
	71348	T-Rail Rail Mount Hardware Pack, flat*	•	•	•	•	•	•	1	1.0
	71349	T-Rail Rail Mount Hardware Pack, stair*	•	•	•	•	•	•	1	1.0
	71343	T-Rail Rail Mount Hardware Pack, 45°*	•	•	•	•	•	•	1	1.1
	71344	T-Rail Rail Mount Hardware Pack, column**	•	•	•	•	•	•	1	0.5
*Pack includes: 4 aluminum brackets, 2 2x4 and 2 T-Rail vinyl covers, screws **Pack includes: 2 aluminum brackets, 1 2x4 and 1 T-Rail vinyl cover, screws										
Post Support Options										
	71450	Post Support Kit (concrete), flat (37-1/2" actual height), for routed system only							1	8.0
	71452	Post Support Kit (concrete), stair (48" actual height), for routed system only							1	11.0
	71455	Post Support Kit (wood), flat (42-1/2" actual height)							1	9.5
	71457	Post Support Kit (wood), stair (54" actual height) Kit includes: Welded pipe & plate, (2) EZ set brackets, railing plate & screw, concrete anchors (concrete mount) or bolts (wood mount), nuts & washers							1	9.5
	714610	EZ Set II Bracketed Post Support Kit (concrete), flat (37-1/2" actual height) Kit includes: Welded pipe and plate, (4) internal blocks, hardware and concrete anchors							1	8.0
	714615	The Mount 36" height (includes 4" molded pvc guides)							1	12.0
	714617	The Mount Mounting Hardware for Wood & Composite Applications Kit includes: (4) 5/16-18x1" bolts; (4) 5/16-18x6" bolts; (8) flat, SAE washers; (4) #10x3/4" self drilling screws; (1) post mount leveling plate; (1) post mount mounting plate; (4) 5/16-18 hex nuts; (1) bag of (16) #10x1.000 self drilling screws; (1) instruction sheet							1	3.6
	714618	The Mount Mounting Hardware for Concrete Applications Kit includes: (4) 5/16-18x1" bolts; (8) flat, SAE washers; (4) #10x3/4" self drilling screws; (1) post mount leveling plate; (1) bag of (16) #10x1.000 self drilling screws; (4) concrete anchors; (1) instruction sheet							1	1.5
For complete installation of The Mount, order both The Mount and either Hardware kit, depending upon application.										
Gates (builds up to 60" wide gate)										
	631021	3' Oxford Gate Kit, Square Balusters	•	•	•	•	•	•	1	35.7
	631042	3' Oxford Gate Kit, Classic Balusters	•	•	•	•	•	•	1	36.3
Kit includes: (2) aluminum reinforced uprights, (2) upright caps, (2) 2x4 aluminum reinforced rails, (10) balusters, (16) stainless steel screws, (2) self-closing gate hinges, (1) gate latch.										
Replacement Packs										
	28504	Oxford 8' Rail Pack, Flat	•	•	•	•	•	•	1	17.0
	28508	Oxford 8' Rail Pack, Stair	•	•	•	•	•	•	1	17.0
	37153F	Square Baluster Replacement Pack, 39-1/4**	•	•	•	•	•	•	19	13.4
	47042F	Classic Baluster Replacement Pack, 33-1/4"	•	•	•	•	•	•	19	13.4
* Square 39-1/4" baluster requires field cutting for 3'										

Refer to page 74 for finishing accessories.
Refer to page 80 for porch posts, columns, and post wraps.

Almond Color: specify "AL" after part number.
Clay Color: specify "C" after part number.
Warm Spice Color: specify "WS" after part number.
Rustic Rose Color: specify "RR" after part number.
Black Color: specify "BK" after part number.

	Catalog No.	Mounting Hardware	White	Almond	Clay	Warm Spice	Rustic Rose	Black	Packaged Quantity	Wt.
	Bracket Hardware Options									
	71348	T-Rail Rail Mount Hardware Pack, flat*	•	•	•	•	•	•	1	1.0
	71349	T-Rail Rail Mount Hardware Pack, stair*	•	•	•	•	•	•	1	1.0
	71343	T-Rail Rail Mount Hardware Pack, 45°*	•	•	•	•	•	•	1	1.1
	71344	T-Rail Rail Mount Hardware Pack, column**	•	•	•	•	•	•	1	0.5
*Pack includes: 4 aluminum brackets, 2 2x4 and 2 T-Rail vinyl covers, screws **Pack includes: 2 aluminum brackets, 1 2x4 and 1 T-Rail vinyl cover, screws										
Post Support Options										
	71451	Post Support Kit (concrete), flat (43-1/2" actual height), for routed system only							1	8.0
	71452	Post Support Kit (concrete), stair (48" actual height), for routed system only							1	11.0
	71456	Post Support Kit (wood), flat (49-1/2" actual height)							1	9.5
	71457	Post Support Kit (wood), stair (54" actual height) Kit includes: Welded pipe & plate, (2) EZ set brackets, railing plate & screw, concrete anchors (concrete mount) or bolts (wood mount), nuts & washers							1	9.5
	714611	EZ Set II Bracketed Post Support Kit (concrete), flat (43-1/2" actual height) Kit includes: Welded pipe and plate, (4) internal blocks, hardware and concrete anchors							1	8.0
	714616	The Mount 42" height (includes 4" molded pvc guides)							1	14.0
	714617	The Mount Mounting Hardware for Wood & Composite Applications Kit includes: (4) 5/16-18x1" bolts; (4) 5/16-18x6" bolts; (8) flat, SAE washers; (4) #10x3/4" self drilling screws; (1) post mount leveling plate; (1) post mount mounting plate; (4) 5/16-18 hex nuts; (1) bag of (16) #10x1.000 self drilling screws; (1) instruction sheet							1	3.6
	714618	The Mount Mounting Hardware for Concrete Applications Kit includes: (4) 5/16-18x1" bolts; (8) flat, SAE washers; (4) #10x3/4" self drilling screws; (1) post mount leveling plate; (1) bag of (16) #10x1.000 self drilling screws; (4) concrete anchors; (1) instruction sheet For complete installation of The Mount, order both The Mount and either Hardware kit, depending upon application.							1	1.5
Gate Kits										
	631023	3-1/2' Oxford Gate Kit, Square Balusters	•	•	•	•	•	•	1	39.3
	631024	3-1/2' Oxford Gate Kit, Classic Balusters	•	•	•	•	•	•	1	38.7
Kit includes: (2) aluminum reinforced uprights, (2) upright caps, (2) 2x4 aluminum reinforced rails, (10) balusters, (16) stainless steel screws, (2) self-closing gate hinges, (1) gate latch.										
Replacement Packs										
	28504	Oxford 8' Rail Pack, Flat	•	•	•	•	•	•	1	17.0
	28508	Oxford 8' Rail Pack, Stair	•	•	•	•	•	•	1	17.0
	37153F	Square Baluster Replacement Pack, 39-1/4"	•	•	•	•	•	•	19	13.4
	47043F	Classic Baluster Replacement Pack, 39-1/4" * Square 39-1/4" baluster requires field cutting for 3'	•	•	•	•	•	•	19	13.4

Refer to page 74 for finishing accessories.
Refer to page 80 for porch posts, columns and post wraps.

Almond Color: specify "AL" after part number.
Clay Color: specify "C" after part number.
Warm Spice Color: specify "WS" after part number.
Rustic Rose Color: specify "RR" after part number.
Black Color: specify "BK" after part number.

Oxford – Glass Railing

	3-1/2" Glass System Rail Packs (include top + bottom rails)		Actual Length	White	Almond	Clay	Warm Spice	Rustic Rose	Black	Packaged Quantity	Wt.
	Catalog No.	6' Oxford Rail Pack, Flat	71-1/2"	•	•	•	•	•	•	1	24.0
	28517	6' Oxford Rail Pack, Stair Routed for Glass Balusters	71-1/2"	•	•	•	•	•	•	1	26.0
	Glass System Baluster Packs (for flat and stair sections)		Packaged Quantity	Wt.							
71370F	Glass Balusters 6' Pack 4" x 3/8" x 38-1/4", Clear	8	33.1								
71370FG	Glass Balusters 6' Pack 4" x 3/8" x 38-1/4", Smoked Refer to pages 128 & 130 for post mounting hardware	8	33.1								

Oxford – Steep Stair

	Steep Stair Rail Packs* 37°-42° Applications (include top + bottom rails)		Actual Length	White	Almond	Clay	Warm Spice	Rustic Rose	Black	Packaged Quantity	Wt.
	Catalog No.	6' Oxford Rail Pack, Stair	71-1/2"	•	•	•	•	•	•	1	14.5
	28394	8' Oxford Rail Pack, Stair Routed for steep stair (37°-42°) applications	95-1/2"	•	•	•	•	•	•	1	18.0
	Steep Stair Baluster Packs (include section quantities of balusters)		White	Almond	Clay	Warm Spice	Rustic Rose	Black	Packaged Quantity	Wt.	
37159F	Square Baluster 6' Pack, 37-3/4"	•	•	•	•	•	•	•	11	9.5	
37161F	Square Baluster 8' Pack, 37-3/4"	•	•	•	•	•	•	•	15	12.9	
*Works with routed system only. Refer to pages 65 & 66 for post information.											

Oxford – Replacement Packs

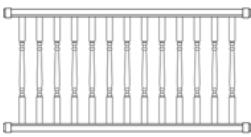












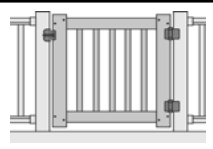
	Catalog No.	Replacement Packs Oxford Railing	White	Almond	Clay	Warm Spice	Rustic Rose	Black	Packaged Quantity	Wt.	
	28504	Oxford 8' Rail Pack, Flat	•	•	•	•	•	•	1	17.0	
	28508	Oxford 8' Rail Pack, Stair	•	•	•	•	•	•	1	17.0	
	37153F	Square Baluster Replacement Pack, 39-1/4"	•	•	•	•	•	•	19	13.4	
	47042F	Classic Baluster Replacement Pack, 33-1/4"	•	•	•	•	•	•	19	13.4	
	47043F	Classic Baluster Replacement Pack, 39-1/4"	•	•	•	•	•	•	19	13.4	
*Square 39-1/4" baluster requires field cutting for 3'											

	Aluminum Baluster Rail Component Packs for use with 3' & 3-1/2' Aluminum Balusters (sold separately) (Includes top + bottom rails)		Actual Length	White	Almond	Clay	Warm Spice	Rustic Rose	Black	Pkgd Quant.	Wt.	
	Catalog No.	6' Oxford Rail Pack, Flat	71-1/2"	•	•	•	•	•	•	1	15.3	
	28814	8' Oxford Rail Pack, Flat	95-1/2"	•	•	•	•	•	•	1	20.5	
	28617	6' Oxford Rail Pack, Stair	71-1/2"	•	•	•	•	•	•	1	15.3	
	28818	8' Oxford Rail Pack, Stair Routed for 3/4" Round Aluminum Balusters	95-1/2"	•	•	•	•	•	•	1	20.5	
	Aluminum Baluster Component Packs for use with Aluminum Baluster Rail Component Packs (sold separately) includes 20 ea - 3/4" Round Aluminum Balusters (15 balusters/6' section and 20 balusters/8' section)		Pkgd Black Quant.	Wt.								
	3' Tall Sections											
	362033	33" Aluminum Baluster 3/4" Pack, Round (Flat sections)	•	20	1.5							
	362031	31" Aluminum Baluster 3/4" Pack, Round (Stair sections)	•	20	1.4							
	3-1/2' Tall Sections											
362039	39" Aluminum Baluster 3/4" Pack, Round (Flat sections)	•	20	1.7								
362037	37" Aluminum Baluster 3/4" Pack, Round (Stair sections)	•	20	1.6								
	Aluminum Baluster Gate Kits (builds up to 60" wide gate) for use with 3' & 3-1/2' Aluminum Balusters (sold separately) 60" wide gate uses 11 balusters		White	Almond	Clay	Warm Spice	Rustic Rose	Black	Pkgd Quant.	Wt.		
	Catalog No.	3' Gate Kit for Round Aluminum Balusters	•	•	•	•	•	•	•	1	27.8	
	631026	3-1/2' Gate Kit for Round Aluminum Balusters Kit includes: (2) aluminum reinforced uprights, (2) upright caps, (2) 2x4 aluminum reinforced rails, (16) stainless steel screws, (2) self-closing gate hinge, (1) gate latch	•	•	•	•	•	•	•	1	30.8	

Refer to page 74 for finishing accessories.

Refer to page 80 for porch posts, columns and post wraps.

Almond Color: specify "AL" after part number.
 Clay Color: specify "C" after part number.
 Warm Spice Color: specify "WS" after part number.
 Rustic Rose Color: specify "RR" after part number.
 Black Color: specify "BK" after part number.

Catalog No.	Boxed Railing Kits (Includes: top + bottom rails, balusters, crush block & rail mount bracket hardware)	Actual Length	Color			Finish			Pkgd Quant.	Wt.	
			White	Almond	Clay	Warm Spice	Rustic Rose	Black			
FLAT Sections with Flat Brackets											
	285006	6' Kingston Section, Square Balusters	68-1/2"	•	•	•	•	•	•	1	22.1
	285008	8' Kingston Section, Square Balusters	92-1/2"	•	•	•	•	•	•	1	30.2
	285010	10' Kingston Section, Square Balusters	116-1/2"	•	•	•	•	•	•	1	36.4
	285206	6' Kingston Section, Traditional Balusters	68-1/2"	•	•	•	•	•	•	1	22.1
	285208	8' Kingston Section, Traditional Balusters	92-1/2"	•	•	•	•	•	•	1	30.2
	285210	10' Kingston Section, Traditional Balusters	116-1/2"	•	•	•	•	•	•	1	36.4
STAIR Sections with Stair Brackets (crush block not required)											
	286006	6' Kingston Section, Square Balusters	68-1/2"	•	•	•	•	•	•	1	20.9
	286008	8' Kingston Section, Square Balusters	92-1/2"	•	•	•	•	•	•	1	28.4
	286206	6' Kingston Section, Traditional Balusters	68-1/2"	•	•	•	•	•	•	1	20.9
	286208	8' Kingston Section, Traditional Balusters	92-1/2"	•	•	•	•	•	•	1	28.4
Blank Posts											
	649538	4" x 4" x 38" Square Post		•	•	•	•	•	•	1	4.1
	649544	4" x 4" x 44" Square Post		•	•	•	•	•	•	1	4.7
	749038	4" x 4" x 38" Newel Post		•	•	•	•	•	•	1	4.0
Mounting Hardware											
	Bracket Hardware Options										
	704132	Kingston Rail Mount Hardware Pack, flat*		•	•	•	•	•	•	1	2.0
	704246	Kingston Rail Mount Hardware Pack, stair/steep stair**		•	•	•	•	•	•	1	3.0
	704147	Kingston Rail Mount Hardware Pack, column***		•	•	•	•	•	•	1	1.4
	704145	Kingston Rail Mount Hardware Pack, 45° *		•	•	•	•	•	•	1	2.8
	704143	Kingston Rail Mount Hardware Pack, 22-1/2° *		•	•	•	•	•	•	1	2.8
	*Pack Includes: (4) aluminum brackets, (4) vinyl covers, (1) crush block & screws										
	**Pack Includes: (4) aluminum brackets, (4) vinyl covers & screws										
	***Pack Includes: (2) aluminum brackets, (2) vinyl covers, (1) crush block & screws										
Post Support Options											
	714610	EZ Set II Bracketed Post Support Kit (concrete), flat (37-1/2" actual height) Kit includes: welded pipe & plate, (4) internal blocks, hardware and concrete anchors								1	8.0
	714615	The Mount 36" height								1	12.0
	714617	The Mount Mounting Hardware for Wood & Composite Applications Kit includes: (4) 5/16-18x1" bolts; (4) 5/16-18x6" bolts; (8) flat, SAE washers; (4) #10x3/4" self drilling screws; (1) post mount leveling plate; (1) post mount mounting plate; (4) 5/16-18 hex nuts; (1) bag of (16) #10x1.000 self drilling screws; (1) instruction sheet								1	3.6
	714618	The Mount Mounting Hardware for Concrete Applications Kit includes: (4) 5/16-18x1" bolts; (8) flat, SAE washers; (4) #10x3/4" self drilling screws; (1) post mount leveling plate; (1) bag of (16) #10x1.000 self drilling screws; (4) concrete anchors; (1) instruction sheet.								1	1.5
For complete installation of The Mount, order both The Mount and either Hardware kit, depending upon application.											
Gates (builds up to 60" wide gate)											
	631011	3' Kingston Gate Kit, Square Balusters		•	•	•	•	•	•	1	34.3
	631012	3' Kingston Gate Kit, Traditional Balusters		•	•	•	•	•	•	1	35.3
Kit includes: (2) aluminum reinforced uprights, (2) upright caps, (2) 2x3-1/2 aluminum reinforced rails, (10) balusters, (16) stainless steel screws, (2) self-closing gate hinges, (1) gate latch.											
Replacement Packs											
	284195	Kingston 8' Rail Pack, Flat		•	•	•	•	•	•	2	17.0
	284196	Kingston 8' Rail Pack, Stair		•	•	•	•	•	•	2	17.0
	389218F	Square Baluster Replacement Pack, 39-1/4**		•	•	•	•	•	•	18	13.4
	371018F	Traditional Baluster Replacement Pack, 33-1/4" *39-1/4" Baluster may require field cutting		•	•	•	•	•	•	18	9.9
Steep Stair											
	284296	Kingston 8' Rail Pack, Steep Stair		•	•	•	•	•	•	2	17.0
	389218F	Square Baluster Replacement Pack, 39-1/4** *39-1/4" Baluster may require field cutting		•	•	•	•	•	•	18	13.4
	371018F	Traditional Baluster Replacement Pack, 33-1/4"		•	•	•	•	•	•	18	9.9
	704246	Kingston Rail Mount Hardware Pack, stair/steep stair** **Pack Includes: (4) aluminum brackets, (4) vinyl covers & screws		•	•	•	•	•	•	1	3.0

Refer to page 74 for color codes.

Refer to page 74 for finishing accessories.

Refer to page 80 for porch posts, columns and post wraps.

Kingston Boxed Kits With Brackets

3-1/2' High / 6', 8' & 10' Wide

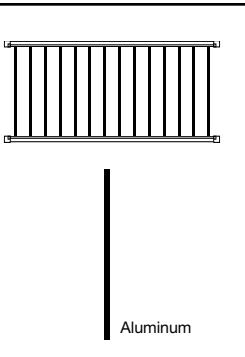
Vinyl Railing

Catalog No.	Boxed Railing Kits (Includes: top + bottom rails, balusters, crush block & rail mount bracket hardware)	Actual Length	Color			Warm Spice	Rustic Rose	Black	Pkgd Quant.	Wt.
			White	Almond	Clay					
FLAT Sections with Flat Brackets										
285016	6' Kingston Section, Square Balusters	68-1/2"	•	•	•	•	•	•	1	22.1
285018	8' Kingston Section, Square Balusters	92-1/2"	•	•	•	•	•	•	1	30.2
285020	10' Kingston Section, Square Balusters	116-1/2"	•	•	•	•	•	•	1	36.4
STAIR Sections with Stair Brackets (crush block not required)										
286306	6' Kingston Section, Square Balusters	68-1/2"	•	•	•	•	•	•	1	22.1
286308	8' Kingston Section, Square Balusters	92-1/2"	•	•	•	•	•	•	1	30.2
Blank Posts										
649544	4" x 4" x 44" Square Post		•	•	•	•	•	•	1	4.7
649548	4" x 4" x 48" Square Post		•	•	•	•	•	•	1	4.1
649552	4" x 4" x 51-1/2" Square Post		•	•	•	•	•	•	1	4.0
Mounting Hardware										
Bracket Hardware Options										
704132	Kingston Rail Mount Hardware Pack, flat*		•	•	•	•	•	•	1	2.0
704246	Kingston Rail Mount Hardware Pack, stair/steep stair**		•	•	•	•	•	•	1	3.0
704147	Kingston Rail Mount Hardware Pack, column***		•	•	•	•	•	•	1	1.4
704145	Kingston Rail Mount Hardware Pack, 45° *		•	•	•	•	•	•	1	2.8
704143	Kingston Rail Mount Hardware Pack, 22-1/2° *		•	•	•	•	•	•	1	2.8
*Pack Includes: (4) aluminum brackets, (4) vinyl covers, (1) crush block & screws			**Pack Includes: (4) aluminum brackets, (4) vinyl covers & screws							
			***Pack Includes: (2) aluminum brackets, (2) vinyl covers, (1) crush block & screws							
Post Support Options										
714611	EZ Set II Bracketed Post Support Kit (concrete), flat (43-1/2" actual height) Kit includes: welded pipe & plate, (4) internal blocks, hardware and concrete anchors								1	8.0
714616	The Mount 42" height (includes 4" molded pvc guides)								1	14.0
714617	The Mount Mounting Hardware for Wood & Composite Applications, Kit includes: (4) 5/16-18x1" bolts; (4) 5/16-18x6" bolts; (8) flat, SAE washers; (4) #10x3/4" self drilling screws; (1) post mount leveling plate; (1) post mount mounting plate; (4) 5/16-18 hex nuts; (1) bag of (16) #10x1.000 self drilling screws; (1) instruction sheet								1	3.6
714618	The Mount Mounting Hardware for Concrete Applications, Kit includes: (4) 5/16-18x1" bolts; (8) flat, SAE washers; (4) #10x3/4" self drilling screws; (1) post mount leveling plate; (1) bag of (16) #10x1.000 self drilling screws; (4) concrete anchors; (1) instruction sheet								1	1.5
For complete installation of The Mount, order both The Mount and either Hardware kit, depending upon application.										
Gates (builds up to 60" wide gate)										
631013	3-1/2' Kingston Gate Kit, Square Balusters		•	•	•	•	•	•	1	37.5
Kit includes: (2) aluminum reinforced uprights, (2) upright caps, (2) 2x3-1/2 aluminum reinforced rails, (10) balusters, (16) stainless steel screws, (2) self-closing gate hinges, (1) gate latch.										
Replacement Packs										
284195	Kingston 8' Rail Pack, Flat		•	•	•	•	•	•	2	17.0
284196	Kingston 8' Rail Pack, Stair		•	•	•	•	•	•	2	17.0
389218F	Square Baluster Replacement Pack, 39-1/4" ** *39-1/4" Baluster may require field cutting		•	•	•	•	•	•	18	13.4
Steep Stair										
284296	Kingston 8' Rail Pack, Steep Stair		•	•	•	•	•	•	2	17.0
389218F	Square Baluster Replacement Pack, 39-1/4" **		•	•	•	•	•	•	18	13.4
704246	Kingston Rail Mount Hardware Pack, stair/steep stair** **Pack Includes: (4) aluminum brackets, (4) vinyl covers & screws		•	•	•	•	•	•	1	3.0

Refer to page 74 for finishing accessories.

Refer to page 80 for porch posts, columns and post wraps.















Almond Color: specify "AL" after part number.
Clay Color: specify "C" after part number.
Warm Spice Color: specify "WS" after part number.
Rustic Rose Color: specify "RR" after part number.
Black Color: specify "BK" after part number.

	Aluminum Baluster Rail Component Packs for use with Aluminum Balusters (sold separately) Top and bottom rail only (hardware packs sold separately)										
	Catalog No.	Actual Length	White	Almond	Clay	Warm Spice	Rustic Rose	Black	Pkgd Quant.	Wt.	
	FLAT Packs with Flat Brackets										
	286395	6' Kingston Rail Pack-Use with Round Aluminum Balusters	68-1/2"	•	•	•	•	•	•	1	13.6
	288395	8' Kingston Rail Pack-Use with Round Aluminum Balusters	92-1/2"	•	•	•	•	•	•	1	18.3
	STAIR Packs with Stair Brackets (crush block not required)										
	286396	6' Kingston Rail Pack-Use with Round Aluminum Balusters	68-1/2"	•	•	•	•	•	•	1	13.6
	288396	8' Kingston Rail Pack-Use with Round Aluminum Balusters	92-1/2"	•	•	•	•	•	•	1	18.3
	Aluminum Baluster Component Packs for use with Aluminum Baluster Rail Component Packs (sold separately) includes 20-3/4" Round Aluminum Balusters (15 balusters/6' section and 20 balusters/8' section)										
	Catalog No.								Pkgd Black	Quant.	Wt.
3' Tall Sections											
362033	33" Aluminum Baluster 3/4" Pack, Round (Flat sections)							•	20	1.5	
362031	31" Aluminum Baluster 3/4" Pack, Round (Stair sections)							•	20	1.4	
3-1/2' Tall Sections											
362039	39" Aluminum Baluster 3/4" Pack, Round (Flat sections)							•	20	1.7	
362037	37" Aluminum Baluster 3/4" Pack, Round (Stair sections)							•	20	1.6	
Aluminum Baluster Gate Kits (builds up to 60" wide gate) for use with 3' & 3-1/2' Aluminum Balusters (sold separately) 60" wide gate uses 11 balusters											
Catalog No.	White	Almond	Clay	Warm Spice	Rustic Rose	Black	Pkgd Quant.	Wt.			
631025	•	•	•	•	•	•	1	27.8			
631026	•	•	•	•	•	•	1	30.8			
Kit includes: (2) aluminum reinforced uprights, (2) upright caps, (2) 2x4 aluminum reinforced rails, (16) stainless steel screws, (2) self-closing gate hinge, (1) gate latch											

Finishing Accessories

(for use with
Vinyl Railing Systems)

Vinyl Railing

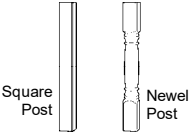
	Catalog No.	Finishing Accessories	White	Almond	Clay	Warm Spice	Rustic Rose	Black	Min. Ord. Quantity	Box Wt.
Caps and Trims										
Gothic 	70409	Gothic Cap, External – 4" x 4"	•	•					1	0.6
Flat Int. 	70411	Flat Cap, Internal – 4" x 4"	•	•	•				1	0.1
Ball 	70492	Ball Cap, External – 4" x 4"	•	•					1	0.4
Flat Ext. 	70414	Flat Cap, External – 4" x 4"	•	•	•	•	•	•	1	0.3
New England 	70426	New England Cap, External – 4" x 4"	•	•	•	•	•	•	1	0.5
Newel King 	70436	Newel King Cap – 4" x 4"	•						1	0.5
Newel Queen 	70437	Newel Queen Cap – 4" x 4"	•						1	0.5
Decorative Post Trim 	70450	Matte Finish Decorative Post Trim – 4" x 4"	•	•	•	•	•	•	1	0.2
Decorative Post Trim 	70484	Decorative Post Trim – 5" x 5"	•		•				1	0.3
Base Trim Cover 2 Piece 4"x4" 	70401	Post Base Trim Cover, 2 piece – 4" x 4"	•	•	•				1	0.1
Porch Post Trim 5"x5" 	70407	Porch Post Trim, 4 piece – 5" x 5"	•	•	•				1	0.5
Porch Post Trim 4"x4" 	70480	Porch Post Trim, 4 piece – 4" x 4"	•	•					1	0.5
Post Trim 6"x6" 	73048	Post Trim, 4 piece – 6" x 6" – Works with all sizes	•	•					1	0.9
Flat Pyramid 	73047	Flat Pyramid Cap 6" x 6"	•						1	0.7

Almond Color: specify "AL" after part number.
Clay Color: specify "C" after part number.
Warm Spice Color: specify "WS" after part number.
Rustic Rose Color: specify "RR" after part number.
Black Color: specify "BK" after part number.

Finishing Accessories

(for use with Vinyl Railing Systems)

Vinyl Railing






	Catalog No.	Blank Post (for use with Vinyl Railing Systems)	White	Almond	Clay	Warm Spice	Rustic Rose	Black	Packaged Quantity	Pack Wt.
	Square Posts									
	649538	4" x 4" Post, 38" length	•	•	•	•	•	•	1	4.1
	649544	4" x 4" Post, 44" length	•	•	•	•	•	•	1	4.7
	649548	4" x 4" Post, 48" length	•	•	•	•	•	•	1	5.2
	649552	4" x 4" Post, 51-1/2" length	•	•	•	•	•	•	1	5.8
	6495107	4" x 4" Decorative Post Cover, 107" length	•	•	•				1	12.5
	5395107	5" x 5" Decorative Post Cover, 107" length	•	•					1	14.0
	73046	6" x 6" Decorative Post Cover, 120" length	•						1	13.0
	Newel Posts									
	749038	4" x 4" Newel Post, 38" length	•						1	4.0
	749044	4" x 4" Newel Post, 44" length	•						1	4.5

Catalog No.	Hardware	Packaged Quantity	Box Wt.
27635	Drop Pin Kit	1	2.5
71413	1-5/8" EZ Set Post Bracket	1	0.7

Decorative Finishing Accessories

(for use with Vinyl Railing Systems)

Vinyl Railing

	Catalog No.	Decorative Post Caps and Trim	Packaged Quantity	Box Wt.
	840141	Antique Brown Decorative 4" x 4" Post Cap	1	0.5
	840142	Antique Copper Decorative 4" x 4" Post Cap	1	0.5
	840143	Antique Gold Decorative 4" x 4" Post Cap	1	0.5
	840144	Antique Gray Decorative 4" x 4" Post Cap	1	0.5
	840145	Patina Decorative 4" x 4" Post Cap	1	0.5
		830001	Antique Brown Decorative 4" x 4" Post Trim	1
830002		Antique Copper Decorative 4" x 4" Post Trim	1	0.3
830003		Antique Gold Decorative 4" x 4" Post Trim	1	0.3
830004		Antique Gray Decorative 4" x 4" Post Trim	1	0.3
830005		Patina Decorative 4" x 4" Post Trim	1	0.3
		Catalog No. Solar Post Caps and Wedges		Packaged Quantity
	840041	Antique Brown Solar 4" x 4" Post Cap	1	1.0
	840042	Antique Copper Solar 4" x 4" Post Cap	1	1.0
	840043	Antique Gold Solar 4" x 4" Post Cap	1	1.0
	840044	Antique Gray Solar 4" x 4" Post Cap	1	1.0
	840045	Patina Solar 4" x 4" Post Cap	1	1.0
	Solar Cap 5" x 5" Includes Adapter for 4" x 4" Posts			
	840031	Solar Cap 5" x 5" - White	1	2.0
	840032	Solar Cap 5" x 5" - Black	1	2.0
	840033	Solar Cap 5" x 5" - Copper	1	2.0
	840034	Solar Cap 5" x 5" - Stainless	1	2.0
	850031	Solar Wedge - White	1	1.0
	850032	Solar Wedge - Black	1	1.0
	850033	Solar Wedge - Copper	1	1.0
850034	Solar Wedge - Stainless	1	1.0	
				

Catalog No.	Boxed Railing Kits Includes Top Rail, 2 Univ. Rails, Balusters, Crush Block, Rail Mount Bracket Hardware	Actual Length	Price/Boxed			Packaged Quantity	Wt.
			White	Almond	Black		
Flat Section							
70003	6' x 36" Section, Square Composite Balusters	67-1/2"	•	•		1	41.0
70033	8' x 36" Section, Square Composite Balusters	92-1/2"	•	•		1	55.0
Stair Section							
70053	8' x 36" Section, Square Composite Balusters	92-1/2"	•	•		1	58.0

Catalog No.	Rail Component Pack, for use with Composite Square Balusters (sold separately) Includes Top Rail, 2 Univ. Rails, Crush Block, Rail Mount Bracket Hardware	Actual Length	Price/Boxed			Packaged Quantity	Wt.
			White	Almond	Black		
Flat							
70313	6' Panorama Rail Pack, Flat	67-1/2"			•	1	19.4
70323	8' Panorama Rail Pack, Flat	92-1/2"			•	1	25.8
Stair							
70234	6' Panorama Rail Pack, Stair	67-1/2"			•	1	19.4
70233	8' Panorama Rail Pack, Stair	92-1/2"	•	•	•	1	25.8

Catalog No.	Square Baluster Component Pack, Includes 15 of same color (13 balusters/6' section and 18 balusters/8' section)	Actual Length	Price/Boxed			Packaged Quantity	Wt.
			White	Almond	Black		
70124	28" Square Baluster 5/8" Pack, Flat				•	1	21
70131	31" Square Baluster 5/8" Pack, Stair				•	1	24

Catalog No.	Posts and Post Accessories	Actual Length	Price/Boxed			Packaged Quantity	Wt.
			White	Almond	Black		
70071	40" Post Sleeve		•	•	•	1	4.3
70073	54" Post Sleeve		•	•	•	1	5.8
70083	108" Porch Post Sleeve		•	•	•	1	10.3
70093	Post Cap and Trim Ring Kit Kit includes: 1 Pyramid Post Cap + 1 Post Trim Ring		•	•	•	1	1.0
Post Support Options							
70818	Post Surface Mount with Wood Insert Includes: Includes 4" x 4" wood insert, mounting hardware for concrete surface & steel mounting plate post cap					1	8.0

Catalog No.	Replacement Kits/Master Carton	Actual Length	Price/Boxed			Packaged Quantity	Wt.
			White	Almond	Black		
70108	Combo Replacement 96" Rail Kit – Kit includes (1) top-rail, (2) undrilled universal rails at 96" lengths		•	•	•	3	25.7
70103	Replacement Kit – 92-1/2' Top Rail (carton of 6)		•	•	•	6	49.0
70113	Replacement Kit – 92-1/2' Universal Rail (pre-drilled, carton of 6)		•	•	•	6	49.0
70123	Replacement Kit – 92-1/2' Universal Rail (no drill, carton of 6)		•	•	•	6	49.0
70133	Replacement Kit – 42" Square Baluster (37" actual length, carton of 36) requires field cutting for 3' heights		•	•	•	36	60.0
80133	Crush Block		•	•	•	1	0.5
70150	Master Rail Mount Bracket Hardware Pack (includes 2-1/2" screws for composite balusters)					1	1.0


Refer to page 68 for vinyl gate option – suitable for use with Panorama.

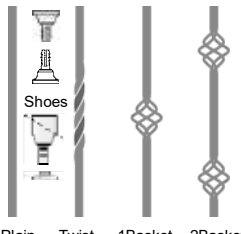
Almond Color: specify "AL" after part number.
Black Color: specify "BK" after part number.

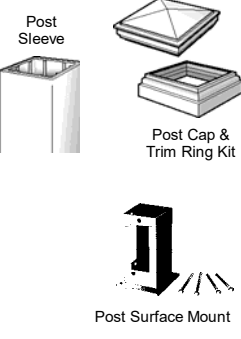
Panorama Steel Baluster Boxed Kits With Brackets


3' High / 6' & 8' Wide

Composite Railing

	Steel Baluster Rail Component Packs for use with Steel Balusters (sold separately) Includes Top Rail, 2 Univ. Rails, Crush Block, Rail Mount Bracket Hardware		Actual Length	White	Almond	Black	Packaged Quantity	Wt.
	Catalog No.							
Flat								
70213	6' Panorama Rail Pack, Flat		67-1/2"	•	•	•	1	19.4
70223	8' Panorama Rail Pack, Flat		92-1/2"	•	•	•	1	25.8
Stair								
70234	6' Panorama Rail Pack, Stair		67-1/2"			•	1	19.4
70233	8' Panorama Rail Pack, Stair		92-1/2"	•	•	•	1	25.8

	Steel Baluster Rail Component Packs mix & match to design your own section. Includes 10 of 1 style baluster (15 balusters/6' section and 21 balusters/8' section)		Actual Length	Antique Bronze	Oil-Rubbed Bronze	Packaged Quantity	Wt.	
	Catalog No.							
70400	26.75" Steel Baluster 5/8" Pack, Square Straight			•	•	10	9.5	
70410	26.75" Steel Baluster 5/8" Pack, Square 1Basket			•	•	10	13.2	
70420	26.75" Steel Baluster 5/8" Pack, Square 2Basket			•	•	10	16.5	
70430	26.75" Steel Baluster 5/8" Pack, Square Twist			•	•	10	9.5	
Baluster Shoe Packs (2 shoes/baluster)								
80410	Steel Baluster Flat Shoe Bag, Black					20	0.5	
80420	Steel Baluster Stair Shoe Bag, Black					20	1.7	

	Posts and Post Accessories		Actual Length	White	Almond	Black	Packaged Quantity	Wt.
	Catalog No.							
70071	40" Post Sleeve			•	•	•	1	4.3
70073	54" Post Sleeve			•	•	•	1	5.8
70083	108" Porch Post Sleeve			•	•	•	1	10.3
70093	Post Cap and Trim Ring Kit Kit includes: 1 Pyramid Post Cap + 1 Post Trim Ring			•	•	•	1	1.0
Post Support Options								
70818	Post Surface Mount with Wood Insert Includes: 4"x4" wood insert, mounting hardware for concrete surface, & steel mounting plate						1	8.0

	Posts and Post Accessories		Actual Length	White	Almond	Black	Packaged Quantity	Wt.
	Catalog No.							
70108	Combo Replacement 96" Rail Kit – kit includes (1) top-rail, (2) undrilled universal rails at 96" lengths			•	•	•	3	69.0
70251	Steel Section Master Rail Mount Bracket Hardware Pack (includes 42 of 3" screws for steel balusters)						1	0.8

Refer to page 68 for vinyl gate option – suitable for use with Panorama.

Almond Color: specify "AL" after part number.
 Oil Rubbed Bronze Finish: specify "OB" after part number.
 Black Color: specify "BK" after part number.

Panorama Boxed Kits With Brackets

3-1/2' High / 6' & 8' Wide Composite Railing

Catalog No.	Boxed Railing Kits Includes Top Rail, 2 Univ. Rails, Balusters, Crush Block, Rail Mount Bracket Hardware	Actual Length	Price/Boxed			Packaged Quantity	Wt.
			White	Almond	Black		
Flat Section							
70023	6' x 42" Section, Square Composite Balusters	67-1/2"	•	•		1	45.0
70043	8' x 42" Section, Square Composite Balusters	92-1/2"	•	•		1	57.0
Stair Section							
70063	8' x 42" Section, Square Composite Balusters	92-1/2"	•	•		1	63.0

Catalog No.	Rail Component Pack, for use with Composite Square Balusters (sold separately) Includes Top Rail, 2 Univ. Rails, Crush Block, Rail Mount Bracket Hardware	Actual Length	Price/Boxed			Packaged Quantity	Wt.
			White	Almond	Black		
Flat							
70313	6' Panorama Rail Pack, Flat	67-1/2"			•	1	19.4
70323	8' Panorama Rail Pack, Flat	92-1/2"			•	1	25.8
Stair							
70234	6' Panorama Rail Pack, Stair	67-1/2"			•	1	19.4
70233	8' Panorama Rail Pack, Stair	92-1/2"	•	•	•	1	25.8

Catalog No.	Square Baluster Component Pack, Includes 15 of same color (13 balusters/6' section and 18 balusters/8' section)	Actual Length	Price/Boxed			Packaged Quantity	Wt.
			White	Almond	Black		
70134	34" Square Baluster 5/8" Pack, Flat				•	1	26
70137	37" Square Baluster 5/8" Pack, Stair				•	1	28

Catalog No.	Posts and Post Accessories	Actual Length	Price/Boxed			Packaged Quantity	Wt.
			White	Almond	Black		
70073	54" Post Sleeve		•	•	•	1	5.8
70083	108" Porch Post Sleeve		•	•	•	1	10.3
70093	Post Cap and Trim Ring Kit Kit includes: 1 Pyramid Post Cap + 1 Post Trim Ring		•	•	•	1	1.0
Post Support Options							
70818	Post Surface Mount with Wood Insert Includes: 4" x 4" wood insert, mounting hardware for concrete surface & steel mounting plate post cap					1	8.0

Catalog No.	Replacement Kits/Master Carton	Actual Length	Price/Boxed			Packaged Quantity	Wt.
			White	Almond	Black		
70108	Combo Replacement 96" Rail Kit – Kit includes (1) top-rail, (2) undrilled universal rails at 96" lengths		•	•	•	3	25.7
70103	Replacement Kit – 92-1/2' Top Rail (carton of 6)		•	•	•	6	69.0
70113	Replacement Kit – 92-1/2' Universal Rail (pre-drilled, carton of 6)		•	•	•	6	49.0
70123	Replacement Kit – 92-1/2' Universal Rail (no drill, carton of 6)		•	•	•	6	49.0
70133	Replacement Kit – 42" Square Baluster (37" actual length, carton of 36) requires field cutting for 3' heights		•	•	•	36	60.0
80133	Crush Block		•	•	•	1	0.5
70150	Master Rail Mount Bracket Hardware Pack (includes 2-1/2" screws for composite balusters)					1	1.0

Refer to page 68 for vinyl gate option – suitable for use with Panorama.

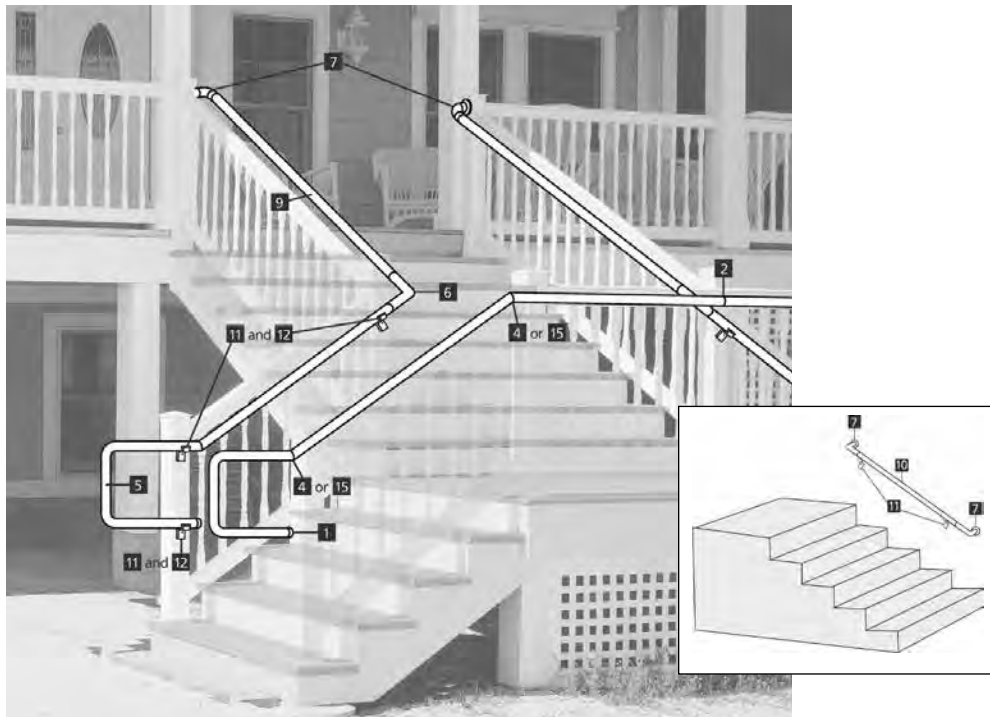
Almond Color: specify "AL" after part number.
Black Color: specify "BK" after part number.

Handrail – Aluminum

Aluminum Railing


		Catalog No.	Sections	White	Black	Packaged Quantity	Wt.
		74089	1-1/2" Diameter Aluminum End Cap (1) <i>Finishes open end of Handrail</i>	•	•	1	1.0
		74062	Adjustable Internal Aluminum Joiner (4) <i>Used for angles</i>	NA	NA	1	0.1
		74083	1-1/2" OD 180° End Loop (5) <i>Finishes steps or handicap ramps</i>	•	•	1	4.0
		74084	1-1/2" OD – 90° Corner (6) <i>For inside or outside 90° corners</i>	•	•	1	3.0
		74085	1-1/2" OD – 90° Post/Wall Return (7) <i>Terminates handrail into wall or post at 90°</i>	•	•	1	2.0
		74080	1-1/2" OD x 80" Aluminum Handrail (8)	•	•	1	8.0
		74104	1-1/2" OD x 104" Aluminum Handrail (9)	•	•	1	11.0
		74120	1-1/2" OD x 120" Aluminum Handrail (10)	•	•	1	14.0
		74081	Straight Wall Return (3) <i>Terminates handrail straight into a wall or post</i>	•	•	1	1.0
		74070	Handrail Straight Joiner (2) <i>Connects straight runs of handrail</i>	NA	NA	1	0.1
		74069	Handrail Joint Ring (13) <i>Used to finish the connection between pieces (optional)</i>	•	•	1	0.1
		74028	Handrail Bracket Assembly (11)* <i>Connects handrail to wall or post</i>	•	•	1	2.6
		74029	Handrail EZ Post Attachment Kit (12) <i>Connects handrail bracket to post when using EverNew</i>	NA	NA	1	1.8
		74071	Handrail Inside Corner Bracket (14)	•	•	1	1.2
		74088	Aluminum External Joiner (15)	•	•	1	0.5

*Spacing of brackets should be 6 feet on center.

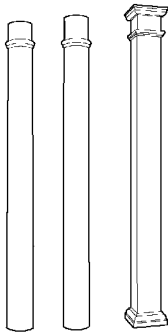


Black Color: specify "BK" after part number.

Porch Posts


 <p>Colonial Square</p>	Catalog No.	Structural Porch Posts	White	Almond	Clay	Packaged Quantity	Wt.
	73017	Colonial Porch Post – 5" x 5" x 108"	•	•		1	34.0
	73020	Colonial Porch Post – 4" x 4" x 108"	•	•		1	22.7
	73019	Square Porch Post – 5" x 5" x 108"	•	•	•	1	23.8
	*Includes tie-down mounting plates and 4-piece post trim for top & bottom						
	Catalog No.	Decorative Porch Posts, Non-Structural	White	Almond	Clay	Packaged Quantity	Wt.
	6495107	Decorative Porch Post Cover – 4" x 4" x 107"	•	•	•	1	12.5
	5395107	Decorative Porch Post Cover – 5" x 5" x 107"	•	•		1	14.0
	73046	Decorative Porch Post Cover – 6" x 6" x 120"	•			1	13.0

Columns

	Catalog No.	Columns and Trim Sets	Packaged Quantity	Wt.	
	Columns (with Mounting Plates)				
	73030	Round Tapered Column 8" x 108"	1	37.0	
	73031	Round Tapered Column 10" x 108"	1	45.0	
	73032	Round Non-Tapered Column – 8" x 108"	1	36.0	
	73033	Square Column – 8" x 8" x 108"	1	37.0	
	Trim Set (includes Cap, Base, Ring and Mounting Hardware)				
	73035	8" Round Tapered Cap/Base Trim Set	1	5.0	
	73036	8" Round Non-Tapered Cap/Base Trim Set	1	5.0	
	73037	10" Round Tapered Cap/Base Trim Set	1	5.0	
73038	8" Square Cap/Base Trim Set	1	5.0		

For complete column installation, order both column and trim set.

Post Wraps

 <p>Certa-SNAP™ WRAP TRANSFORMS WOOD POSTS IN A SNAP</p>	Catalog No.	Certa-Snap® Wrap	White	Almond	Packaged Quantity	Wt.	
	Smooth Finish Kits (include 4 post wrap panels and 4 corner trims)						
	239001	Certa-Snap 4" x 4" x 120" Kit	•	•	4	7.9	
	239002	Certa-Snap 6" x 6" x 120" Kit	•	•	2	10.3	
	Kits must be purchased in full master carton (or packaged) quantities. Base Trim sold separately.						
	Base Trims						
70489	Certa-Snap 4" x 4" Base Trim	•	•	1	0.5		
70497	Certa-Snap 6" x 6" Base Trim	•	•	1	0.9		

Almond Color: specify "AL" after part number.

Posts, Columns and Accessories

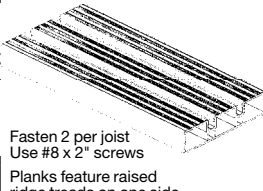
Posts, Columns and Accessories

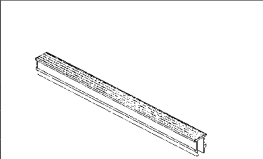
	Floor/Ceiling Space Required				Notes
	Catalog No.	Post Size	Type	Outer Dimensions	
For Non Structural Posts					
Decorative Post Trim	70450	4" x 4"	1 Piece	5-1/4" x 5-1/4"	Matte Finish
Decorative Post Trim	70484	5" x 5"	1 Piece	6-1/2" x 6-1/2"	
Decorative Post Trim	73048	6" x 6"	4 Piece	8-3/8" x 8-3/8"	Field Cut to 6 7/8" x 6 7/8" For use with Panorama Post Surface Mount
Post Base Trim	70401	4" x 4"	2 Piece	5-1/2" x 5-1/2"	
Panorama Post Trim Ring	70093	4-1/2" x 4-1/2"	1 Piece	5-1/2" x 5-1/2"	Packaged with Post Cap
For Porch Posts					
Porch Post Trim	70407	5" x 5"	4 Piece	7-7/8" x 7-7/8"	Packaged with Porch Post
Porch Post Trim	70480	4" x 4"	4 Piece	6-1/4" x 6-1/4"	Packaged with Porch Post
For Porch Wraps					
Certa-Snap Trim	70489	4" x 4"	4 Piece	5-5/8" x 5-5/8"	
Certa-Snap Trim	70497	6" x 6"	4 Piece	7-7/8" x 7-7/8"	
For Columns					
Round Tapered Column	73035*	8"	1 Piece	Bottom 10-7/8" x 10-7/8"	Sold as a kit with cap, base/trim
			1 Piece	Top 9-1/8" x 9-1/8"	
Round Tapered Column	73037*	10"	1 Piece	Bottom 13" x 13"	Sold as a kit with cap, base/trim
			1 Piece	Top 11-1/4" x 11-1/4"	
Round Column Non Tapered	73036*	8"	1 Piece	Bottom 10-7/8" x 10-7/8"	Sold as a kit with cap, base/trim
			1 Piece	Top 10-7/8" x 10-7/8"	
Square Column	73038*	8"	1 Piece	Bottom 11-1/4" x 11-1/4"	Sold as a kit with cap, base/trim
			1 Piece	Top 11-1/4" x 11-1/4"	

*Required for complete column installation Note – Not all trims available in all colors

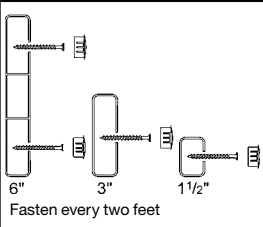
EverNew® Vinyl Decking

Vinyl Decking

 <p>Fasten 2 per joist Use #8 x 2" screws Planks feature raised ridge treads on one side</p>	Catalog No.	Deck Planks 1-1/2" x 5-1/2"	White	Colors	Min. Ord. Quantity	Wt.
		119145	Deck Plank x 145" (12')	•	•	1
	119193	Deck Plank x 193" (16') – minimum quantity 25 pcs.	•	•	25	17.0
	119241	Deck Plank x 241" (20)* – full pallet orders only	•	•	50	21.0
		*Available only as part of half or full truckload.				

	Catalog No.	Fill Pieces	White	Colors	Min. Ord. Quantity	Wt.
		129145	Fill Piece x 145" (12')	•	•	1
	129193	Fill Piece x 193" (16') – minimum quantity 50 pcs.	•	•	50	0.7
	129241	Fill Piece x 241" (20') – 100 pcs. quantity only	•	•	100	0.9
		Fill pieces not included with planks – order separately. 2' of fill piece per 1' of plank.				

 <p>Fasten once per foot</p>	Catalog No.	End Covers	White	Colors	Min. Ord. Quantity	Wt.
			End Cover "C" Channel			
	139144	End Cover x 144" (12')	•	•	1	2.5
	70820P	End Cover Fastener (price/pack, 25/pack)	•	•	1	0.3

 <p>Fasten every two feet Fascia is smooth on both sides</p>	Catalog No.	Fascia	White	Colors	Min. Ord. Quantity	Wt.
			Fascia Board 7/8" Profile			
	359096	7/8" x 6" x 96" (8')	•	•	1	4.5
	349096	7/8" x 3" x 96" (8')	•	•	1	2.0
	319096	7/8" x 1-1/2" x 96" (8')	•	•	1	1.5
	70822P	Fascia Cover Plug 3/4" (price/pack, 25/pack)	•	•	1	7.5
	70787P	#8 x 1-1/2" Stainless Steel Screw (price/pack, 100/pack)			1	1.0

Gray and Almond Colors: specify "G" or "AL" after part number.



CertainTeed Corporation

CEILINGS • DECKING • FENCE • GYPSUM • INSULATION • RAILING • ROOFING • SIDING • TRIM

20 Moores Road, Malvern, PA 19355 Professional: 800-233-8990 Consumer: 800-782-8777 certainteed.com